

 **POLARIS**

RANGER[™]

2009



A photograph of four Polaris Ranger utility vehicles parked in a rocky, hilly landscape. The vehicles are in various colors: white, olive green, olive green, and red. They are arranged in a loose cluster, with the white one on the left, the olive green ones in the center and foreground, and the red one on the right. The background shows rolling hills and a clear sky.

NEW RANGER HD™
Heavy-Duty Workhorse
for the Ultimate in Utility.

RANGER CREW™

100% RANGER,
with Seating for 6.

NEW RANGER XP™

Extreme Off-Road
Performer.



THE YEAR OF THE **RANGER.** AGAIN.

Ten years ago, the Polaris® *RANGER* took the off-road world by storm. It was so hard-working and so smooth-riding, it moved the entire Side X Side industry forward. Get ready, because it's doing it again.

For 2009, *RANGER* utility vehicles have hot new styling; easier steering; more comfort; more storage; and more hard-working, smooth-riding features than ever. And this year, *RANGER* goes one heavy-duty step further with the all-new *RANGER HD*.

On the sport side of Side X Sides, the *RANGER RZR* is still boiling-hot. But that didn't stop us from dialing up the ride another notch. Introducing the all-new *RANGER RZR S*. It has long-travel suspension, it rides smoother, and yes—it's faster.

Welcome to 2009. It's a good year to be in *RANGER* Country.

RANGER RZR™

50" Razor-Sharp Performance
for Trail, Hunt, and Sport.

NEW RANGER RZR S

60" Razor-Sharp Performance
for Desert or Dunes.

4 **NEW! RANGER XP**

8 **NEW! RANGER HD**

12 **RANGER CREW**

14 **NEW! RANGER 4x4**

16 **RANGER ACCESSORIES**

22 **RANGER RZR**

24 **NEW! RANGER RZR S**

26 **RZR ACCESSORIES**

HARDEST WORKING

HARDEST WORKING EVER.

The Polaris *RANGER*™ raised the bar in the first place. Naturally, it's the first to jump over it. Whether you're comparing it to earlier *RANGER* models or to its current competition, the conclusion is the same: the new *RANGER* is the hardest working. Hands down.

BEST POWER & TOP SPEED

Whether you go with the 500 EFI (41 mph) or the 700 Twin EFI (50 mph), you get incredible low- and mid-range torque, plus a top speed that's class-leading and buddy-beating. Electronic Fuel Injection ensures fast starts at all temperatures and reliable power at high altitudes.

BEST HAULING & TOWING

Haul up to 1,000 lbs. Tow up to 2,000 lbs. *RANGER* gives you unbelievable hauling and towing ability. Plus the exclusive Lock & Ride® cargo system, with quick-attach cabs, plows, and accessories, allows you to customize your *RANGER* in minutes.

NEW! EASIER STEERING EFFORT

For 2009, *RANGER* is easier to steer. In fact, it requires 50% less effort when maneuvering through tight turns in 4-wheel drive. It's also easier to steer than other utility vehicles. Plus, new for 2009, the *RANGER HD*™ comes with electronic power steering.



NEW! BEST ERGONOMICS & STORAGE

RANGER seats three. All others? Two. *RANGER* has a redesigned cab with even better ergonomics—more leg space, more elbow room, plus tilt steering and new wheel and pedal placement. There are also huge in-dash compartments for 140% more storage, plus a removable underseat storage box (on XP and HD models). Now that's hard-working.

BEST ALL-WHEEL DRIVE TRACTION

Only *RANGER* gives you On-Demand True All-Wheel Drive. Over rough terrain, it automatically locks in all four wheels when you need forward traction. Other utility vehicles are only 3-wheel drive or make you stop to lock into 4-wheel drive, causing you to lose momentum and possibly get stuck.



RANGER



COMPETITION

When more forward traction is needed, On-Demand True All-Wheel Drive (AWD) automatically sends full torque to all four wheels. Competitive vehicles with limited-slip front differentials are 3-wheel drive.

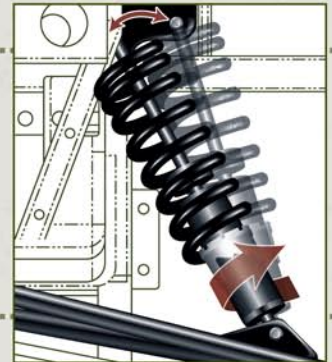


SMOOTHEST RIDING EVER.

RANGER has always made the smoothest-riding utility vehicles, but this year is different. We re-engineered our suspension to near perfection, giving you the most comfortable, most level, and most consistently smooth ride of any *RANGER*—or any other vehicle in its class.

NEW! DUAL A-ARM FRONT SUSPENSION

New Dual A-Arm Front Suspension* reduces steering effort by up to 50%. It's also fully adjustable for trail riding, light-duty work, or heavy-duty work. It has preload adjustment, plus two upper-shock mounting points (also on rear shocks) to adjust motion ratio. You can stiffen the front suspension for plows or front-mounted accessories, the rear suspension for spray tanks and heavy material, or adjust both front and rear for cab use.



NEW! MORE SUSPENSION TRAVEL

RANGER invented the smooth ride. Now it's better than ever, with 9.6" of front suspension travel and a bump-absorbing 9" of travel in the legendary *RANGER* Independent Rear Suspension.

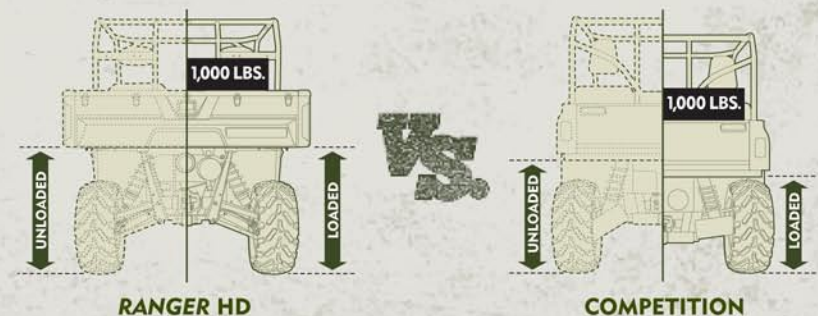
NEW! HIGHER GROUND CLEARANCE

Ground clearance is also at an all-time high: a full 12" with the box empty and 10" with 500 lbs. in the box.



NEW! SELF-LEVELING REAR SUSPENSION

The all-new *RANGER* HD is the first utility vehicle with Self-Leveling shocks, eliminating rear-end squat when carrying heavy loads. Put up to 1,000 lbs. in the box. When the *RANGER* HD starts moving, the Nivomat® shocks start working, automatically adjusting the box to near its unloaded height. That maximizes suspension travel and ground clearance, keeping the ride smooth during all kinds of heavy-duty applications.





Professional driver on closed course under controlled conditions. Do not attempt.
Vehicle is shown with optional accessories.



REACH THE TOP. AND KEEP CLIMBING.

5

THE RUGGEDLY RE-ENGINEERED RANGER XP™ NEVER LETS UP.

- ▶ **NEW!** Dual A-Arm Front Suspension.
- ▶ **NEW!** Easier steering; new tilt steering wheel.
- ▶ **NEW!** More comfort, leg room, and in-dash storage.
- ▶ **NEW!** Front-end styling and heavy-duty protection.
- ▶ Exclusive On-Demand True All-Wheel Drive.
- ▶ Huge 3/4-ton payload and 1-ton towing.

For hunting, farming, ranching, and off-road work of all kinds, the new *RANGER XP* is the ultimate for Xtreme Performance.

RANGER XP

A NEW DEFINITION OF XTREME PERFORMANCE.

NEW! DUAL A-ARM FRONT SUSPENSION

Up to 50% easier steering, virtually no harsh feedback over bumps, and superior ground clearance. The *RANGER XP*™ gives you all that and more, thanks to a new Dual A-Arm Front Suspension. Best of all, it's adjustable, with spring preload and two top-mounting points for each shock. You can adjust suspension stiffness to the task at hand and the terrain ahead.

NEW! CAB DESIGN ADDS COMFORT

- ▶ **NEW!** More leg room; new steering-wheel and pedal ergonomics.
- ▶ **NEW!** Tilt steering with the highest range of motion for a customized ride.
- ▶ **NEW!** Redesigned seat that's angled back for car-like comfort plus seating for three.
- ▶ **NEW!** Relocated parking brake for easy use in or out of the cab.

NEW! MASSIVE STORAGE

An oversize glove box, three huge open compartments, and a space for smaller items. That's 140% more storage than last year and 46% more than the leading competitor. There's also an extra-large, removable storage box under the seat.

NEW! HEAVY-DUTY FRONT-END PROTECTION

- ▶ **NEW!** Upswept steel bumper deflects branches and trail debris.
- ▶ **NEW!** Headlights recessed to guard against flying rocks.
- ▶ **NEW!** Fully armored raised radiator and front differential.
- ▶ **NEW!** Central tow hook for pulling and dedicated tie-down points for trailering.



COMPARE THE FACTS

	RANGER XP	Deere XUV™*	Mule®* 4010	Rhino®* 700 FI
Top Speed (mph)	50	30	25	39
Towing (lbs.)	2,000	1,300	1,200	1,212
Loaded Ground Clearance—500 lbs.	10"	7.75"	7"	9.43" (400 lbs.)



-  Sage Green
-  Solar Red
-  Mossy Oak® Break-Up®†

HARDEST WORKING.

40 HP, 700 TWIN EFI ENGINE

Big-torque power and industry-leading 50 mph/80 kmph top speed.

EXCLUSIVE ON-DEMAND TRUE AWD

When rough terrain demands more forward traction, *RANGER XP* automatically locks in and delivers full torque to all four wheels. No stopping, no buttons to push, no levers to flip.

MONSTROUS 1-TON TOWING

That's 700 lbs. more than the next-leading utility vehicle.

EXCLUSIVE LOCK & RIDE® CARGO SYSTEM

Customize your *RANGER™* with a quick-attach plow or cab or accessories like a gun scabbard, chain saw holder, tool holder, and more.

SMOOTHEST RIDING.

INDEPENDENT REAR SUSPENSION (IRS)

Our proven IRS keeps the ride smooth. Adjustable preload and two top-mounting points for each shock let you stiffen the suspension for heavy loads.

LONGEST SUSPENSION TRAVEL

Highest in its class: 9.6" in front and 9" in rear for a smooth ride over the roughest terrain.

HIGHEST LOADED GROUND CLEARANCE

Unloaded: 12". Loaded with 500 lbs. in the box: an incredible 10". That's 3" more ground clearance than some competitive vehicles have when they're empty.





SUDDENLY HARDWORK IS NO SWEAT.

RANGER HD

9

THE ALL-NEW RANGER HD™ DOESN'T KNOW THE MEANING OF THE WORD QUIT.

The all-new *RANGER HD* has all the hard-working, smooth-riding features of our flagship *RANGER XP*,™ plus some new features that will make your workday seem like a drive in the country.

- ▶ **NEW!** Self-Leveling Suspension™ with Nivomat®† shocks.
- ▶ **NEW!** Variable-assist power steering.
- ▶ **NEW!** Available Lift & Carry™ attachments.
- ▶ **NEW!** Automotive-quality Turbo Silver paint.
- ▶ **NEW!** 26" PXT radial tires on 8-spoke aluminum rims.

RANGER HD

THE HEAVY-DUTY CHAMPION OF UTILITY VEHICLES.

NEW! DUAL A-ARM FRONT SUSPENSION

Gives you virtually no harsh feedback over bumps and superior ground clearance. The new *RANGER*™ gives you all that and more, thanks to a new Adjustable Dual A-Arm Front Suspension. It's adjustable plus has spring preload and two top-mounting points for each shock. So you can adjust suspension stiffness to the task at hand and the terrain ahead.

NEW! CAB DESIGN ADDS COMFORT AND STORAGE

- ▶ **NEW!** More leg room; new steering-wheel and pedal ergonomics.
- ▶ **NEW!** Tilt steering with the highest range of motion for a customized ride.
- ▶ **NEW!** Redesigned seat that's angled back for car-like comfort plus seating for three.
- ▶ **NEW!** Relocated parking brake for easy use in or out of the cab.

NEW! MASSIVE STORAGE

An oversize glove box, three huge open compartments, and a space for smaller items. That's 140% more storage than last year and 46% more than the leading competitor. There's also an extra-large, removable storage box under the seat.

NEW! HEAVY-DUTY FRONT-END PROTECTION

- ▶ **NEW!** Upswept steel bumper deflects branches and trail debris.
- ▶ **NEW!** Headlights recessed to guard against flying rocks.
- ▶ **NEW!** Fully armored raised radiator and front differential.
- ▶ **NEW!** Central tow hook for moving and dedicated tie-down points for trailering.



COMPARE THE FACTS

	<i>RANGER HD</i> ™	Kubota RTV™ 900
Towing (lbs.)	2,000	1,300
Loaded Ground Clearance—500 lbs.	11.5"	8.1"
Power Steering	Yes	Yes
Rear Suspension	Self-Leveling Suspension™ Nivomat® Shocks	Straight Axle Leaf Spring



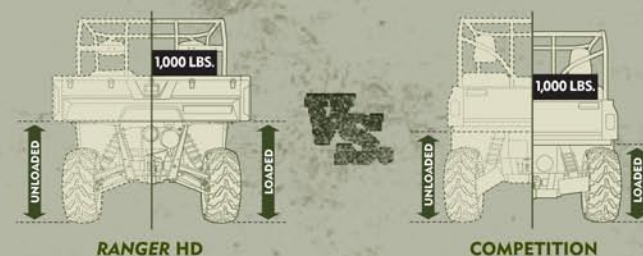
FEATURES YOU CAN ONLY FIND ON THE HD.

NEW! ELECTRONIC POWER STEERING

The NEW *RANGER* HD has variable-assist power steering, which helps you steer easily at slow speeds and adjusts as speeds increase, giving you ultimate control so you can even steer with one finger.

NEW! SELF-LEVELING SUSPENSION™

Our legendary long-travel IRS now features Nivomat® shocks. When the *RANGER* HD—loaded with up to 1,000 lbs. in the box—starts moving, the shocks start working. The shocks automatically lift the loaded box to near its unloaded height, maximizing suspension travel and ground clearance and keeping the ride smooth during all kinds of heavy-duty applications.



AVAILABLE LIFT & CARRY™

The hydraulic Lift & Carry system lets you move, plow, or grapple up to 500-lb. loads.



WORK OR HUNT? SIX OF ONE. HALF-DOZEN OF THE OTHER.

The *RANGER CREW*™ is the only utility vehicle that seats six. The only two-row vehicle that travels 44 mph, tows 2,000 lbs., and can haul up to 1,750 lbs. in the cargo box. Work, hunt, or just take the gang for a ride in the back country. The *RANGER CREW* is your 4x4 for six.



COMPARE THE FACTS	<i>RANGER CREW</i>	Mule® 4010 Trans4x4®*
Seating	6	4
Top Speed (mph)	44	25
Horsepower	40hp/700 Twin EFI	18hp/617 DFI
Towing (lbs.)	2,000	1,200
Rear Travel	9"	2.8"
Ground Clearance	11"	7.1"

*Mule® and Trans4x4® are the registered trademarks of Kawasaki Heavy Industries, Ltd.
Vehicle is shown with optional accessories.

▶ **CLASS-LEADING 44 MPH/71 KMPH TOP SPEED**

The 700 Twin EFI engine has all the power you need, plus EFI for fast starts and consistent performance at high elevations.

▶ **EXCLUSIVE SEATING FOR SIX**

Two rows comfortably seat six adults, each with their own seat belt.

▶ **INDUSTRY-LEADING 1-TON TOWING CAPACITY**

Perfect for moving trailers, construction equipment, and all kinds of small farm implements.

▶ **EXCLUSIVE ON-DEMAND TRUE ALL-WHEEL DRIVE (AWD)**

Automatically senses when you need more forward traction, sending full torque to all four wheels.

▶ **EXCLUSIVE LOCK & RIDE® CARGO SYSTEM**

Customize your *RANGER™* with a quick-attach plow or cab or accessories like a gun scabbard, chainsaw holder, tool holder, and more.



POLARIS
RANGER
CREW



Vehicle is shown with optional accessories.

RANGER 4x4

THE

It paved
Fuel Inje
and "sm
greater
still the



THE NO. 1 CHOICE FOR POWER, COMFORT, AND VALUE.

the way with Independent Rear Suspension, On-Demand True AWD, Electronic
ection, and more. Now the utility vehicle that set the standard for “hardest working”
smoothest riding” raises the bar higher than ever with new styling, easier steering,
comfort, and a new suspension that’s adjustable for work or play. And, yes, it’s
fastest in its class.



Solar Red



Sage Green



Mossy Oak® Break-Up®

NEW! DUAL A-ARM FRONT SUSPENSION

Up to 50% easier steering, virtually no harsh feedback over bumps, and superior ground clearance. The *RANGER*™ gives you all that and more, thanks to a new Dual A-Arm Front Suspension. Best of all, it's adjustable, with spring preload and two top-mounting points for each shock. You can adjust suspension stiffness to the task at hand and the terrain ahead.

NEW! CAB DESIGN ADDS COMFORT

- ▶ **NEW!** More leg room; new steering-wheel and pedal ergonomics.
- ▶ **NEW!** Tilt steering with the highest range of motion for a customized ride.
- ▶ **NEW!** Redesigned seat that's angled back for car-like comfort plus seating for three.
- ▶ **NEW!** Relocated parking brake for easy use in or out of the cab.

NEW! MASSIVE STORAGE

An oversize glove box, three huge open compartments, and a space for smaller items. That's 140% more storage than last year and 46% more than the leading competitor.

NEW! HEAVY-DUTY FRONT-END PROTECTION

- ▶ **NEW!** Upswept steel bumper deflects branches and trail debris.
- ▶ **NEW!** Headlights recessed to guard against flying rocks.
- ▶ **NEW!** Fully armored raised radiator and front differential.
- ▶ **NEW!** Central tow hook for pulling and dedicated tie-down points for trailering.

WATCH RANGER TAKE ON THE COMPETITION

IN HEAD-TO-HEAD REAL-LIFE SITUATIONS AT

new*RANGER*.com.

[new*RANGER*.com]

PURE POLARIS

EVERYTHING YOU NEED TO CUSTOMIZE YOUR RANGER.™

Pure Polaris™ offers a complete line of accessories designed by the same engineers who build and test *RANGER* vehicles. Every accessory is made for a perfect fit and is built to last—just like your *RANGER*.

1 POLARIS® STEEL CAB SYSTEM

This is a durable, no-frills, all-steel-and-glass system. It features a visor for sun protection, fixed tempered-glass side windows, polycarbonate rear window, and optional steel doors with sliding windows. The durable weather sealing will keep you dry and comfortable for years of riding.

2 BESTOP®† SOFT-TOP CAB SYSTEM

Our cab system features industry-leading weather sealing for year-round comfort and protection. The soft-top cab system features easy convertibility with roll-up soft-glass side and rear windows.

3 BESTOP® HARD-TOP CAB SYSTEM

Our finest cab system features industry-leading weather sealing for year-round comfort and protection. The hard-top cab system has sliding rear and side-door windows for ventilation and interior sound insulation for a quieter ride.

UNIVERSAL CAB ACCESSORIES

Customize your cab system by choosing from a wide variety of accessories, including laminate-glass windshield (fixed or tip-up), heaters, wiper kits, speaker packages, lighting kits, mirrors, netting, custom seating, steering wheels, and much more.



LOCK & RIDE[®]



LOCK & RIDE[®] CARGO SYSTEM

Attach a fuel-can holder and tool rack for the job. Later, switch out to a cargo box and gun scabbard mount for the trails. Lock & Ride accessories give you instant-on, instant-off versatility, with no tools required or parts to lose. And only Polaris guarantees a perfect fit on every *RANGER* we sell.



LOCK & RIDE GLACIER[®] II PLOW SYSTEM

Put winter in its place. The Glacier II Plow System is built for the real world. Unique Lock & Ride design makes it easy on/easy off. The winch lift features a safety stop switch.

WINCHES

Tackling off-road obstacles is what *RANGER* does best. Maximize your vehicle's capabilities with the rugged and reliable pulling power of a Polaris or WARN[®] winch.



THE BOSS[®] PREMIUM SNOW PLOW

From the makers of premier, high-quality plows and plow accessories comes the one and only Boss Premium Snow Plow for your *RANGER*. Plow system features vertical lift, side-angle control, and down pressure and float mode. You can attach or remove it in under 30 seconds.

RANGER LE Metallic Black ▶



BUILD YOUR OWN

ACCESSORIZE YOUR *RANGER* ONLINE AT
newRANGER.com.





ON THE TRAIL OR WIDE OPEN.

RANGER RZR

19

RAZOR-SHARP PERFORMANCE. TWO DISTINCT PACKAGES.

RED-HOT! GO-ANYWHERE RANGER RZR™

- ▶ 50" width makes it the only trail-capable* Side X Side.
- ▶ Ideal for trail riding, hunting, and sport riding.
- ▶ **NEW!** Heel pocket for better low-speed throttle control, plus covered underseat storage.

ALL-NEW! DUNE-DOMINATING RANGER RZR S

- ▶ **NEW!** Long-travel suspension for unmatched cornering and performance.
- ▶ **NEW!** Top speed of 63 mph for big-time bragging rights.
- ▶ **NEW!** Premium suspension, tires, rims, paint, and more.

Last year, we introduced the *RANGER RZR*—the most exciting and dominant off-road force in Side X Side history. And suddenly, there are two. Now you can choose the right adrenaline rush for whatever terrain you ride on with the **ALL-NEW RANGER RZR S** and the hotter-than-ever *RANGER RZR*.

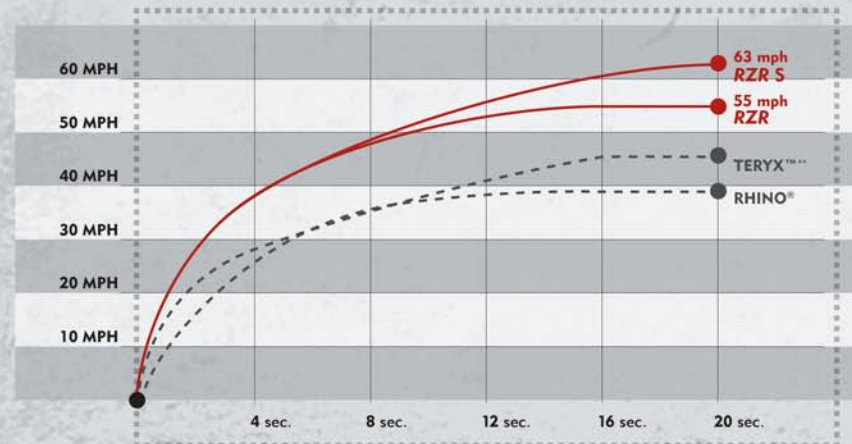
THE ONLY SIDE X SIDE FOR TRAIL, HUNT, AND SPORT.

- ▶ THE ONLY TRAIL-CAPABLE* SIDE X SIDE AT 50" WIDTH.
- ▶ QUICKEST ACCELERATION AND A 55-MPH TOP SPEED.
- ▶ LOWEST CENTER OF GRAVITY FOR UNPARALLELED AGILITY.
- ▶ ALL THE UTILITY YOU NEED.



MASSIVE POWER

The proven Polaris® 800 Twin EFI engine pumps out 30% more HP than a Yamaha Rhino®.** Add that to its lighter weight, and the RANGER RZR™ gives you a huge performance advantage—a massive 47% higher HP-to-weight ratio with unbeatable power and acceleration along with the fastest top speed.



* Check applicable laws for trail requirements.

** Rhino® is the registered trademark of Yamaha Hatsudoki Kabushiki Kaisha. Teryx™ is a trademark of Kawasaki Heavy Industries, Ltd.

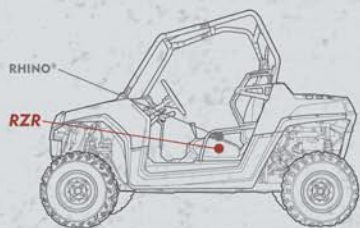
NEW! ULTIMATE PERFORMANCE FOR WIDE-OPEN SPACES.

- ▶ LONG-TRAVEL SUSPENSION FOR HUGE GROUND CLEARANCE AND AGGRESSIVE SPORT RIDING.
- ▶ QUICKEST ACCELERATION AND FASTEST TOP SPEED: 63 MPH.
- ▶ RAZOR-SHARP HANDLING, WITH 12" OF TRAVEL AND 12.5" OF GROUND CLEARANCE.
- ▶ TOTALLY ADJUSTABLE, HIGH-PERFORMANCE FOX PODIUM[®] X REAR SHOCKS.



LOWEST CENTER OF GRAVITY

The RANGER RZR and new RZR S use a patented design that positions the engine behind the seat, creating the lowest center of gravity. It's like you're riding on rails, with razor-sharp handling and performance.



RANGER RZR



COMPETITION

EXCLUSIVE ROLLED IRS


The Polaris rolled Independent Rear Suspension creates recessional wheel travel. Add that to 10" of boulder-clearing ground clearance (12.5" on the new RZR S), and you've got the smoothest, most comfortable ride on the trail, in the back country, or on the dunes.

◀ BEST ALL-WHEEL DRIVE TRACTION

Only RANGER gives you On-Demand True All-Wheel Drive. Over rough terrain, it automatically locks in all four wheels when you need forward traction. Other utility vehicles are only 3-wheel drive or make you stop to lock into 4-wheel drive, causing you to lose momentum and possibly get stuck.

GOES WHERE OTHER SIDE X SIDES FEAR TO TREAD.

The *RANGER RZR™* is the only Side X Side on the planet with the perfect width for trail riding, the ideal All-Wheel Drive (AWD) traction and maneuverability for hunting, and the ultimate in acceleration and razor-sharp handling for sport riding. And did we mention it goes 55 mph? The *RANGER RZR* does it all. Name your terrain, grab your helmet, and bring a friend.



TRAIL

A 50" width and the lowest center of gravity make *RANGER RZR* the only trail-capable* Side X Side on the market.



HUNT

With true AWD traction, 300-lb. cargo capacity, and 10" of ground clearance, it has the grunt to hunt.



SPORT

Best power-to-weight ratio, fastest acceleration, and lowest center of gravity. Nothing else compares—or even comes close.

COMPARE THE FACTS

	<i>RANGER RZR</i>	Teryx™** 750	Rhino®** 700 FI
Width	50"	58.7"	54.4"
Top Speed (mph)	55	46	39
Weight (lbs.)	945	1,276	1,124



RANGER RZR

* Check applicable laws for trail requirements.

** Teryx™ is a trademark of Kawasaki Heavy Industries, Ltd. Rhino® is the registered trademark of Yamaha Hatsudoki Kabushiki Kaisha.



THE KEYS TO RAZOR-SHARP PERFORMANCE.

800 TWIN EFI ENGINE—55 MPH

The proven Polaris® 800 Twin EFI engine pumps out 30% more HP than a Yamaha Rhino®. Add that to its lighter weight, and the *RANGER RZR* gives you a huge performance advantage—a massive 47% higher HP-to-weight ratio with unbeatable power and acceleration along with the fastest top speed.

TRAIL-CAPABLE 50" WIDTH*

Nearly 5" narrower than a Rhino® and just 2" wider than many ATVs, *RANGER RZR* goes anywhere an ATV can—and where other Side X Sides can't.

LOWEST CENTER OF GRAVITY

Low center of gravity means high-performance excitement. Thanks to its patented engine-behind-the-seat design, *RANGER RZR* delivers razor-sharp handling and performance.

ALL THE UTILITY YOU NEED

With a 300-lb. box capacity and exclusive Lock & Ride® accessories like the quick-attach rack, gun scabbard, and fuel-can mount, *RANGER RZR* works as hard as it plays.

RAZOR-SHARP FEATURES

Rolled IRS, All-Wheel Drive, Adjustable Seat, Tilt Steering, Adjustable Passenger Grab Bar, and a 3-point Safety Harness.

NEW FOR 2009!

- ▶ Heel pocket added for better low-speed throttle control.
- ▶ Covered underseat storage.

SANDBLASTS EVERYTHING IN ITS PATH.

The all-new *RANGER RZR™ S* dominates the dunes, the desert, and all your favorite wide-open places. The RZRS specs say it all: 60" wide to stick the corners. 12" of bump-absorbing travel. Premium suspension for a smooth, sand-savvy ride. And a 63-mph top speed for ultimate Sport Side X Side bragging rights. The sand is hot. This is hotter.



COMPARE THE FACTS

Top Speed (mph)

Engine

Weight (lbs.)

**Acceleration From
0 to 35 MPH (in seconds)**

Suspension Travel (front/rear)

Ground Clearance

Fox Podium® X Front Shocks



RANGER RZR S	Teryx™ 750	Rhino® 700 FI
63	46	39
800 H.O. EFI	750 Carb	700 FI
1,000	1,276	1,124
3.8	5.3	5.67
12"/12"	7.5"/7.3"	7.3"/7.3"
12.5"	11.3"	12.1"
Yes	No	No

Teryx™ is a trademark of Kawasaki Heavy Industries, Ltd.
Rhino® is the registered trademark of Yamaha Hatsudoki Kabushiki Kaisha.

A NEW DEFINITION FOR RAZOR-SHARP PERFORMANCE.

800 H.O. TWIN EFI ENGINE—63 MPH

Grab your radar gun and fire away. The *RANGER RZR S* delivers unmatched performance, hitting speeds faster than 60 mph and leaving other Side X Sides sucking your sand.

LOW CENTER OF GRAVITY

Low center of gravity means high-performance excitement. Thanks to its patented engine-behind-the-seat design, *RANGER RZR S* delivers razor-sharp handling and performance.

LONG-TRAVEL SUSPENSION

For huge ground clearance and aggressive sport riding, the *RANGER RZR S* has no equal.

- ▶ Fox Podium® X Reservoir Shocks, compression- and preload-adjustable.
- ▶ Chrome Moly front upper A-arms for precision and strength.
- ▶ Rear anti-sway bar keeps the chassis flat when cornering.
- ▶ Industry-leading 12" of travel for a silky-smooth ride.
- ▶ Superior 12.5" of ground clearance for less bottoming.

PREMIUM OFF-ROAD FEATURES

- ▶ Automotive-quality paint with a decal-graphics package.
- ▶ Maxxis®† Bighorn 26" tires on 12" aluminum rims.
- ▶ Distinctive, modified cage and fender flares.

RAZOR-SHARP FEATURES

Rolled IRS, All-Wheel Drive, Adjustable Seat, Tilt Steering, Adjustable Passenger Grab Bar, and a 3-point Safety Harness.

MAKE YOUR RANGER RZR™ OR RZR S EVEN SHARPER.

Put your razor-sharp RANGER RZR or RANGER RZR S on the cutting edge with Pure Polaris™ accessories. Choose from a wide variety of items to customize your machine for the trail, track, woods, or dunes.

THE ONLY ACCESSORIES THAT INSTALL FAST ENOUGH FOR THE RANGER RZR.

The Lock & Ride® cargo system and its many quick-attach accessories help you customize your RANGER RZR or RANGER RZR S with razor-sharp precision. Attach the Lock & Ride cargo box and fuel-can mount in seconds, and hit the trail. Later in the day, snap them off, put on a Lock & Ride gun-scabbard mount, slip on the Pure Polaris gun boot, and head out to your favorite hunting spot. All Lock & Ride accessories are guaranteed to fit perfectly, leaving nothing to chance and nothing behind.

LOCK&RIDE



TRAIL RZR

- A** Sport Roof
- B** Half Windshield
- C** Deluxe Brushguard System
- D** PIAA®+ Lights
- E** Polaris 3,500-Lb. Winch
- F** Maxxis®+ Bighorn Tires
- G** Rock-Slider Nerf Bars
- H** Fender-Flare Kit





SPORT RZR S

- A** PIAA® Light Bar
- B** Half Windshield
- C** Aluminum Brushguard
- D** RZR S A-Arm Guards
- E** Rock-Slider Nerf Bars
- F** Headache Net



UTILITY RZR

- A** Lock & Ride Hard Cab
- B** Lock & Ride Windshield
- C** Pre-Runner Brushguard
- D** Glacier® II Plow System
- E** RZR Polaris® 3,500-Lb. Winch
- F** 12" Aluminum Rims
- G** RZR Nerf Bars

HUNT RZR

- A** Gun Scabbard
- B** Lock & Ride Bed Extender
- C** Deluxe Brushguard System
- D** 12" Aluminum Rims
- E** RZR Nerf Bars
- F** Extreme Fender Protection System
- G** Sport Roof



▲ Vehicle shown in Mossy Oak® Break-Up®

BUILD YOUR OWN

ACCESSORIZE YOUR *RANGER RZR* ONLINE AT
new**RANGER**.com.

RANGER™ 4x4**RANGER XP™****RANGER HD™**

Engine				
Displacement/HP	499cc/32 hp		683cc/40 hp	
Cooling	Liquid-cooled		Liquid-cooled	
Engine Type	4-valve, 4-stroke single cyl.		4-valve, 4-stroke twin cyl.	
Top Speed	41 mph		50 mph	
Lubrication	Dry sump		Wet sump	
Oil Capacity	2 qts./1.9 ltr.		2 qts./1.9 ltr.	
Carburetion	Electronic Fuel Injection		Electronic Fuel Injection	
Fuel Capacity	9.0 gal./34 ltr.		9.0 gal./34 ltr.	
Coolant Capacity	2.3 qts./2 ltr.		3.25 qts./3 ltr.	
Alternator	250 watts		500 watts	
Starting/Battery	Electric/12V-30 AH		Electric/12V-30 AH	
Drivetrain				
Transmission	Automatic		Automatic	
Gear Range	In-line		In-line	
Drive	4-wheel shaft drive		4-wheel shaft drive	
Suspension				
Front Details	Adjustable Dual A-Arms		Adjustable Dual A-Arms	
Rear Details	Independent Rear Suspension		Independent Rear Suspension	
Front Suspension	9.63 in. Dual A-Arm/24.5 cm		9.63 in. Dual A-Arm/24.5 cm	
Rear Suspension	9.0 in. Dual A-Arm/22.9 cm		9.0 in. Dual A-Arm/22.9 cm	
Center Suspension	N/A		N/A	
Tires (front/rear)	25 x 10-12/25 x 11-12		25 x 10-12/25 x 11-12	
Dimensions				
Wheelbase	76 in./193 cm		76 in./193 cm	
Turning Radius	158 in./401 cm		158 in./401 cm	
Dry Weight	1,214 lbs./550 kg		1,237 lbs./561 kg	
Ground Clearance	12 in./30 cm		12 in./30 cm	
Length/Width/Height	113 in./60 in./75 in. (287 cm/152 cm/190 cm)		113 in./60 in./75 in. (287 cm/152 cm/190 cm)	
Brakes	4-wheel hydraulic disk		4-wheel hydraulic disk	
Parking Brake	Hand-activated		Hand-activated	
Load Capacity				
Box Dimension/Capacity	54 in. x 36.5 in. x 11.5 in. (143 cm x 93 cm x 31.5 cm)/1,000 lbs. (454 kg)		54 in. x 36.5 in. x 11.5 in. (143 cm x 93 cm x 31.5 cm)/1,000 lbs. (454 kg)	
Payload Capacity	1,500 lbs./681 kg		1,500 lbs./681 kg	
Hitch Tow Capacity	1,500 lbs./681 kg		2,000 lbs./907 kg	
Cargo System	Lock & Ride®		Lock & Ride	
Seating	3		3	
Skid Plate	Full		Full	

RANGER CREW™**RANGER 6x6****RANGER RZR™****RANGER RZR S**

683cc/40 hp	683cc/40 hp	760cc	760cc H.O.
Liquid-cooled	Liquid-cooled	Liquid-cooled	Liquid-cooled
4-valve, 4-stroke twin cyl.	4-valve, 4-stroke twin cyl.	Twin cyl.	Twin cyl.
44 mph	44 mph	55 mph	63 mph
Wet sump	Wet sump	Wet sump	Wet sump
2 qts./1.9 ltr.	2 qts./1.9 ltr.	2 qts./1.9 ltr.	2 qts./1.9 ltr.
Electronic Fuel Injection	Electronic Fuel Injection	Electronic Fuel Injection	Electronic Fuel Injection
9.0 gal./34 ltr.	9.0 gal./34 ltr.	7.25 gal./27.4 ltr.	7.25 gal./27.4 ltr.
3.3 qts./3 ltr.	3.3 qts./3 ltr.	4.8 qts./4.5 ltr.	4.8 qts./4.5 ltr.
500 watts	500 watts	500 watts	500 watts
Electric/12V-30 AH	Electric/12V-30 AH	Electric/12V-30 AH	Electric/12V-30 AH
Automatic	Automatic	Automatic PVT	Automatic PVT
In-line	In-line	In-line P/R/N/L/H	In-line P/R/N/L/H
4-wheel shaft drive	6-wheel shaft drive	4-wheel shaft drive	4-wheel shaft drive
MacPherson Strut	MacPherson Strut	Double A-Arm with antisway bar	Double A-Arm
Independent Rear Suspension	Swingarm Dual Shocks	Rolled independent with antisway bar	Rolled independent with antisway bar
8.0 in./20.32 cm	8.0 in./20.32 cm	9.0 in./22.9 cm	12 in. Fox Podium® (comp adjust/res.)/30 cm
9.0 in./22.9 cm	6.25 in./15.9 cm	9.5 in./24 cm	12 in. Fox Podium® (comp adjust/res.)/30 cm
N/A	Prog. rate, fully ind. A-Arm, 5.3 in./13.3 cm of travel	N/A	N/A
26 x 9-12/26 x 11-12	25 x 10-12/25 x 11-12	25 x 8-12/25 x 10-12	26 x 9-12/26 x 12-12
108 in./274 cm	90 in./229 cm	77 in./196 cm	77 in./196 cm
224 in./567 cm	186 in./472 cm	101.5 in./258 cm	149.5 in./380 cm
1,460 lbs./662 kg	1,410 lbs./640 kg	945 lbs./429 kg	1,000 lbs./454 kg
11 in./28 cm	7.2 in./18 cm	10 in./25 cm	12.5 in./32 cm
145 in./60 in./75 in. (368 cm/152 cm/190 cm)	120 in./60 in./75 in. (305 cm/152 cm/190 cm)	102 in./50 in./69 in. (259 cm/127 cm/75 cm)	106 in./60.5 in./70.5 in. (269 cm/154 cm/179 cm)
4-wheel hydraulic disk	4-wheel hydraulic disk	4-wheel hydraulic	4-wheel hydraulic
Hand-activated	Hand-activated	N/A	N/A
54 in. x 36.5 in. x 11.5 in. (143 cm x 93 cm x 31.5 cm)/1,000 lbs. (454 kg)	54 in. x 42.5 in. x 11.5 in. (143 cm x 108 cm x 31.5 cm)/1,250 lbs. (567 kg)	42 in. x 22 in. (107 cm x 56 cm)/300 lbs. (136 kg)	42 in. x 22 in. (107 cm x 56 cm)/300 lbs. (136 kg)
1,750 lbs./794 kg	1,750 lbs./794 kg	740 lbs./336 kg	740 lbs./336 kg
2,000 lbs./907 kg	2,000 lbs./907 kg	1,500 lbs./681 kg	1,500 lbs./681 kg
Lock & Ride	Lock & Ride	Lock & Ride	Lock & Ride
6	3	2	2
Full	Full	Full	Full



Learn more at new**RANGER.com**.

Polaris **RANGER**™ vehicles are not intended for on-road use. Never ride on public roads; always avoid paved surfaces. Riding and alcohol/drugs don't mix. Avoid excessive speeds and sharp turns. Be particularly careful on difficult terrain. Follow all warnings and instructions in the owner's manual and the on-product warning labels.

On Polaris **RANGER** vehicles, each driver must be at least 16 years old with a valid driver's license to operate and each passenger must be at least five years old. Always wear a seat belt, eye protection, and protective clothing. Use a helmet when operating in an aggressive manner.

On **RANGER RZR**™ vehicles, each driver must be at least 16 years old with a valid driver's license to operate. Each passenger must be at least 12 years old and tall enough to grasp handholds and plant feet firmly on the floor. For your safety, always wear a seat belt, a helmet, eye protection, and protective clothing. Always use cab nets. Never carry more than one passenger.

All vehicles in action photography are ridden by professional riders in designated off-road areas.

Printed in USA. ©2008 Polaris Industries Inc., 2100 Hwy 55, Medina, MN 55340 (763) 417-8650 FAX (763) 542-0599

Polaris reserves the right to change specifications at any time without incurring obligations.

Unless noted, trademarks are the property of Polaris Industries Inc. All competitive comparisons are based on published manufacturer specifications available at time of printing.

'BESTOP® is a registered trademark of Bestop, Inc. Boss® is the registered trademark of Northern Star Industries, Inc. Browning® and BROWNING Design are the registered trademarks of Browning Corporation. DragonFire Racing® is a registered trademark of TKTs, LLC. Fox® and Podium® are the registered trademarks of Fox Factory, Inc. Kicker® is a registered trademark of Stillwater Designs and Audio, Inc. Maxxis® is a registered trademark of Cheng Shin Rubber USA, Inc. Mossy Oak® and Break-Up® are registered trademarks of Haas Outdoors, Inc. Nivomat® is the registered trademark of ZF Sachs AG. OGIO® is a registered trademark of Ogio International, Inc. PIAA® is the registered trademark of PIAA Corporation. WARN® is the registered mark of Warn Industries, Inc.

Part # 9922109

THANKS TO ALL OF OUR **RANGER PARTNERS**

