

*Joyner*



---

## **Parts manual**

*JNSZ650UV*

## INTRODUCTION

Thank you for choosing JOYNER JNSZ650UV. It represents the result of many years of JOYNER experience in the production of utility vehicles. With the purchase of this JOYNER, you can now appreciate the high degree of craftsmanship and reliability that have made JOYNER a leader in this field. This manual will provide you with a good basic understanding of the features and operation of this vehicle. It also includes basic maintenance and inspection procedures. If you have any questions regarding the operation or maintenance of your vehicle, please consult a JOYNER dealer.



Please read this manual carefully before operating this vehicle. Do not attempt to operate this vehicle until you have attained adequate knowledge of its controls and operating features. Regular inspections and careful maintenance, along with good operating techniques, will help ensure that you safely enjoy the capabilities and reliability of this vehicle.

## CONTENTS

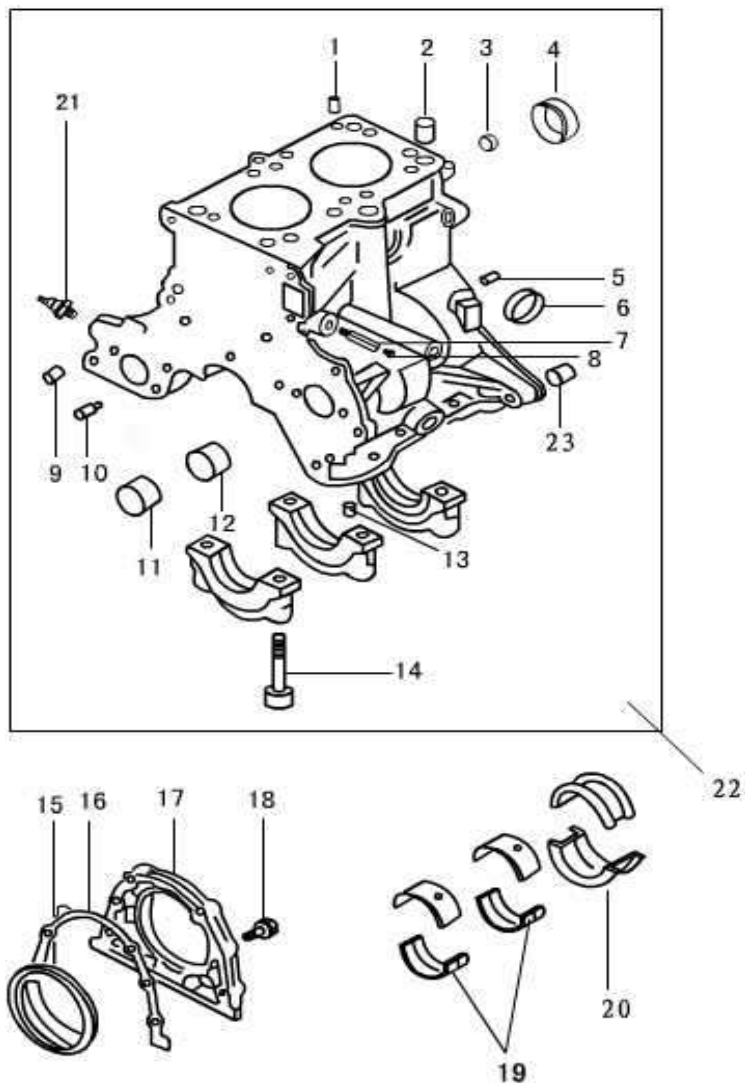
WARRANTY POLICY .....	5
-----------------------	---

<b>PARTS MANUAL .....</b>	<b>71</b>
1 CYLINDER BLOCK PART .....	71
2 SPROCKET COVER AND OIL PAN PART .....	74
3 CYLINDER HEAD PART .....	76
4 PISTON , CONNETING ROD AND CRANKSHAFT PART.....	80
5 BALANCING SHAFT PART .....	82
6 CAMSHAFT AND CHAIN TRAIN PART .....	83
7 INTAKE MANIFOLD PART .....	85
8 OIL FILTER AND OIL PUMP PART .....	86
9 WATER PUMP AND FAN PART .....	87
10 DISTRIBUTOR AND ITS LINE UNIT .....	88
11 CARBURETOR PART .....	89
12 AIR FILTER AND PIPE LINE PART .....	90
13 STARTER , ALTERNATOR AND THEIR FASTENING PIECE .....	91
14 TRANSMISSION TANK.....	92
15 CLUTCH, SHIFTER SHAFT AND ROCKER ARM.....	95
16 FIRST SHAFT AND COUNTERSHAFT .....	96
17 GEAR SHIFTED GEAR FORK .....	101
18 FRAME.....	104

19 ROLL BAR.....	105
20 FRONT PROTECT BAR AND ELECTRICAL WINCH .....	106
21 CARGO BED .....	108
22 ENGINE AND MUFFLER MOUNT ASSY .....	109
23 DRIVEN SYSTEM .....	111
24 FRONT MAIN REDUCER (FRONT DIFFERENTIAL) .....	118
25 REAR MAIN REDUCER .....	123
26 FRONT SUSPENSION SYSTEM.....	128
27 REAR SUSPENSION SYSTEM.....	129
28 GEAR-SHIFT MECHANISM .....	130
29 STEERING ASSY .....	133
29 STEERING ASSY .....	134
30 RADIATOR ASSY .....	135
31 THROTTLE AND PARK BRAKING.....	137
32 FUEL TANK AND GASOLINE PUMP .....	140
32 FUEL TANK AND GASOLINE PUMP .....	141
33 SEAT AND SAFETY BELT .....	142
34 ELECTRICAL APPLIANCE AND OTHER PARTS .....	144
35 PLASTIC PARTS .....	149
36 ACCESSORIES (OPTION) .....	151
37 SNOW SCRAPER (OPTION) .....	155

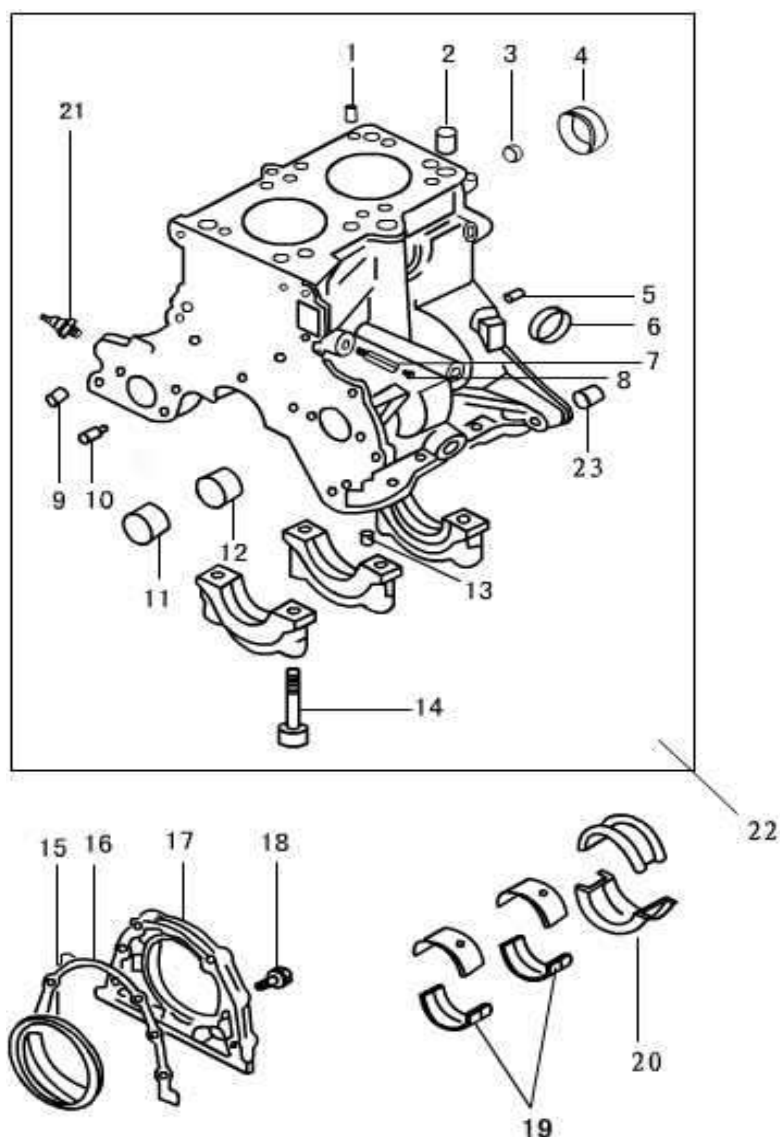
# PARTS MANUAL

## 1 CYLINDER BLOCK PART



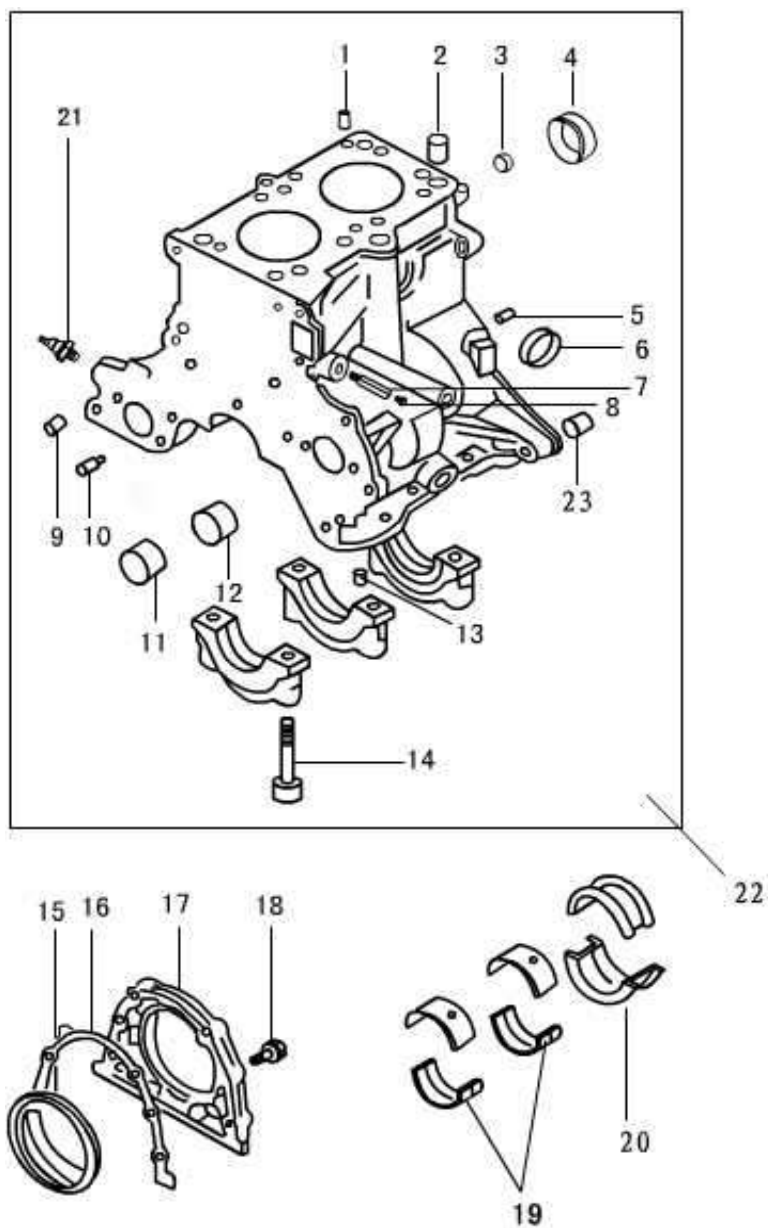
No.	Code name	Description	Qty
1	270Q-02009	oil feed plug	1
2	LJ462Q-1-1000028D	Cylinder head locating dowel	2
3	QTB55	Plug $\phi 10.5 \times 7$	1
4	QTB54	freeze plug $\phi 40$	1
5	GB/T119-1986	Pin $\phi 6 \times 18$	2
6	QTB542	freeze plug $\phi 30$	3

## 1 CYLINDER BLOCK PART



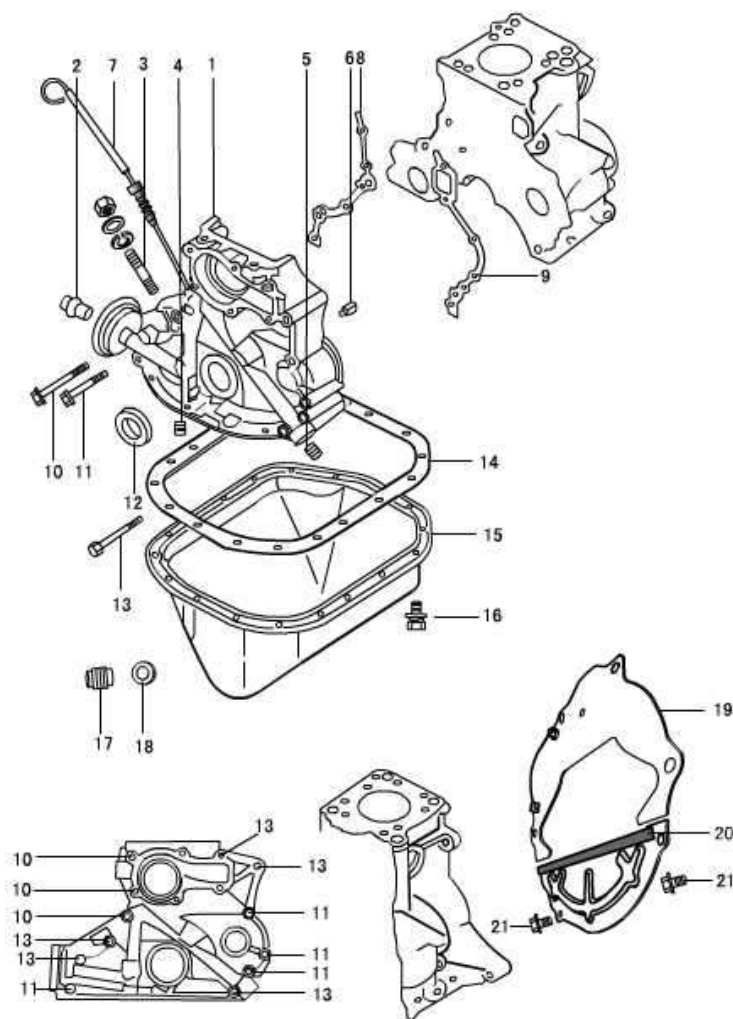
No.	Code name	Description	Qty
7	270Q—02013	Tie-in pipe of drive valve	1
8	QTB28	Hexagon-headed taper bolt NPT1/4	1
9	QTB42	Hollow-swage locating pin $\phi 11 \times 12$	2
10	270Q—02004	Jetting pipe	1
11	270Q—02003	Front bearing of balancing shaft	2
12	270Q—02011	Rear bearing of balancing shaft	2
13	QTB54	Calathiform plug 8×9	1
14	270Q—02102	Main bearing cap bolt	6
15	QTB53A	Crankshaft rear oil seal with unidirectional flow around FB60×78×7	1

## 1 CYLINDER BLOCK PART



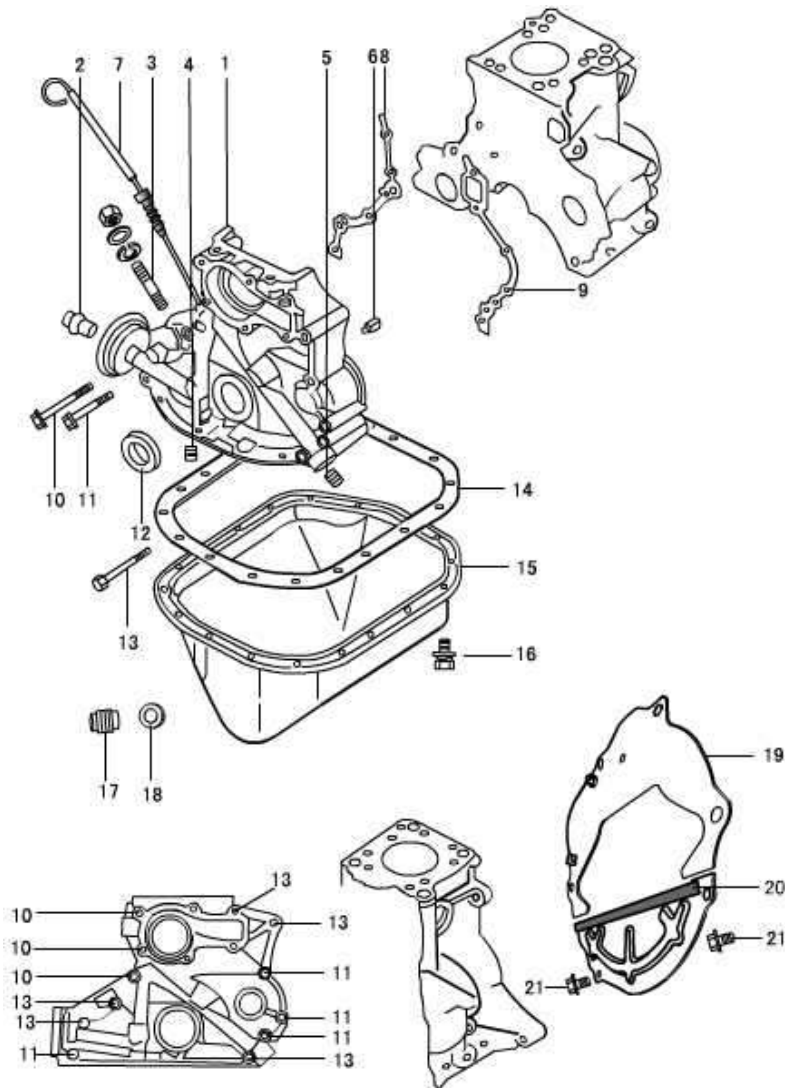
No.	Code name	Description	Qty
16	270Q-02008	Rear oil seal housing gasket	1
17	270Q-02007A	Rear oil seal housing	
18	LJ462Q-1-1000082D	Flywheel bolt	4
19	270Q-04007	Crankshaft bearing bushing	4
20	270Q-04008	Crankshaft thrust bearing bushing	2
21	270Q-02006C	Oil pressure switch	1
22	276Q-0210D	Cylinder block and bearing cap assembly	1
23	QTB42	Hollow-swage locating pin $\phi 13 \times 15.5$	2

## 2 SPROCKET COVER AND OIL PAN PART



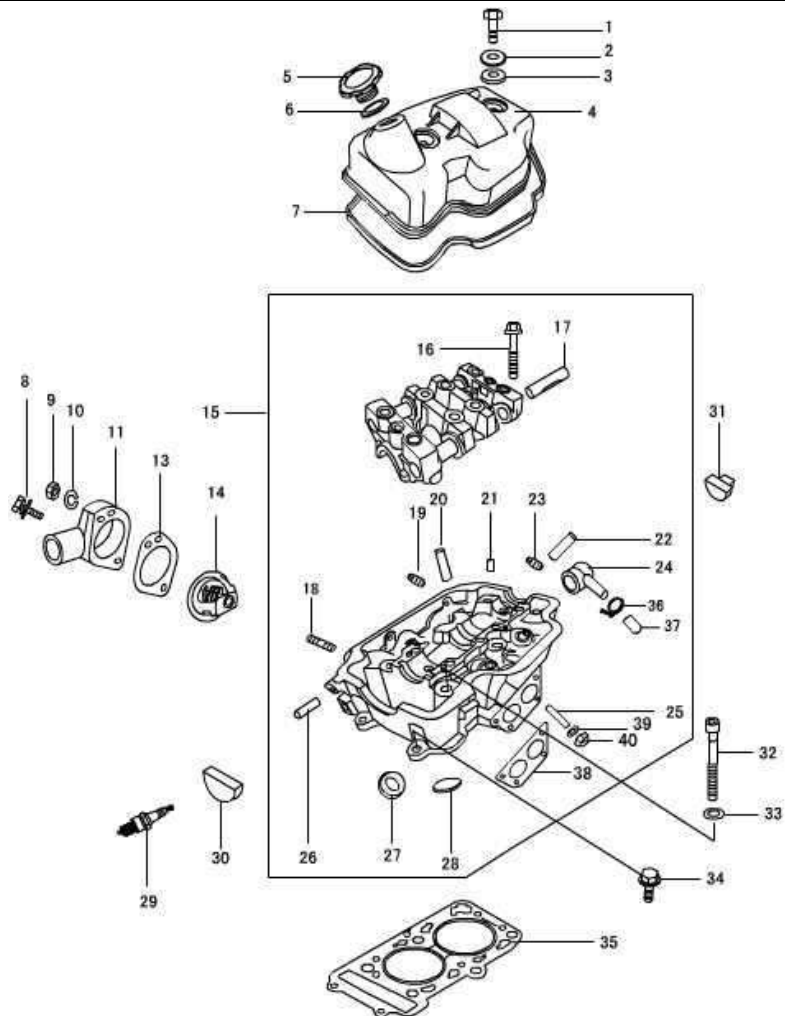
No.	Code name	Description	Qty
1	276Q—02201	Sprocket cover	1
2	270Q—02202	Oil filter threaded sleeve	1
3	GB/T900—88	Taper bolt AGM8—M8×22—8.8	1
4	QTB23	Hexagon-headed taper bolt NTP1/4	1
5	QTB23	Hexagon-headed taper bolt NTP3/8	1
6	270Q—02004	Jetting pipe	1
7	LJ276MT—2—02400	Dipstick	1
8	-2001	Left gasket of sprocket cover	1
9	-2002	Right gasket of sprocket cover	1
10	QTB10	Hexagon-headed bolt with edge M8×88	3
11	QTB10	Hexagon-headed bolt with edge M8×68	4

## 2 SPROCKET COVER AND OIL PAN PART



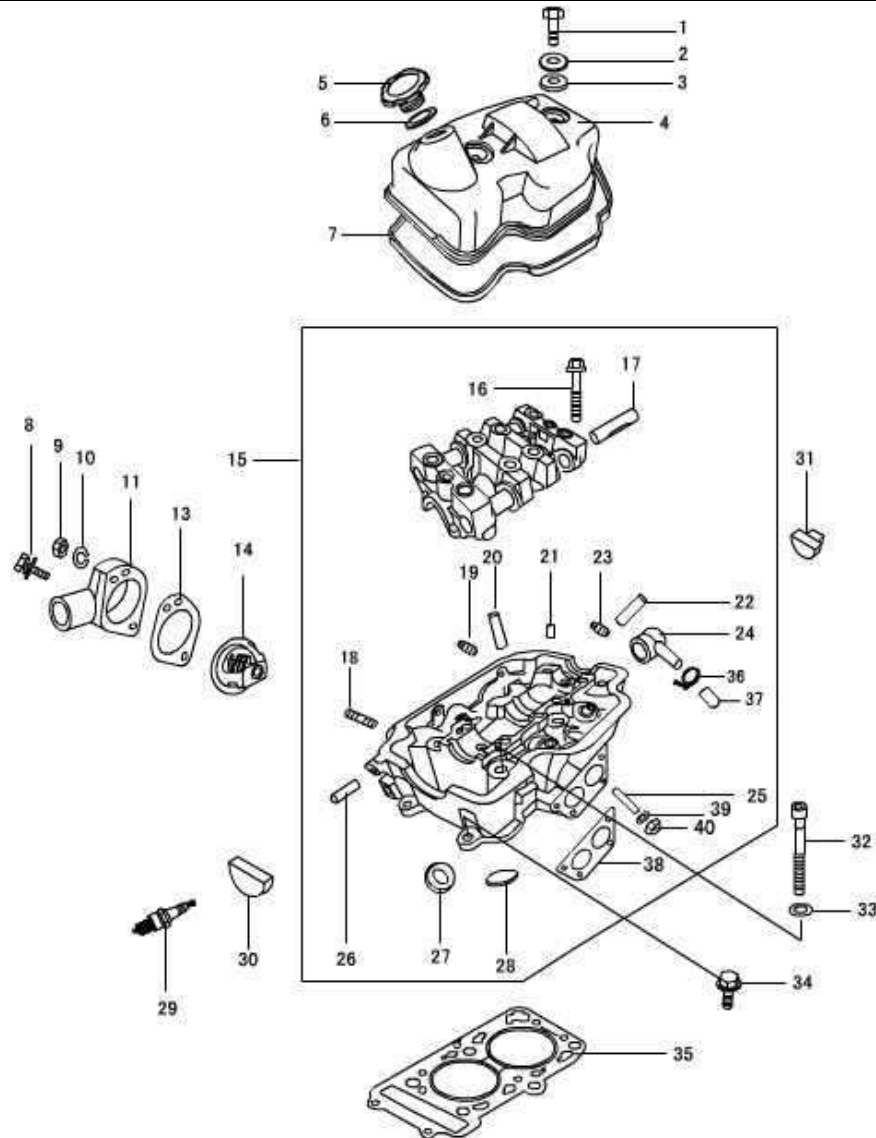
No.	Code name	Description	Qty
12	QTB53A	Crankshaft front oil seal with unidirectional flow around FB35×50×8	1
13	QTB10	Hexagon-headed bolt with edge M8×78	3
14	270—02005A	Oil Pan gasket	1
15	LJ276MT—2—02300	Oil Pan assembly	1
16	GB/T9074.17-1988	Bolt assembly M6×12	18
17	QTB24	Drain Plug M14×1.5	1
18	270Q—02303B	Drain Plug gasket	1
19	276MT—2—02500	backing plate	1
20	LY—1701220—01	Third and forth gear assy	1
21	QTB10	Hexagon-headed bolt with edge M6×10	2

### 3 CYLINDER HEAD PART



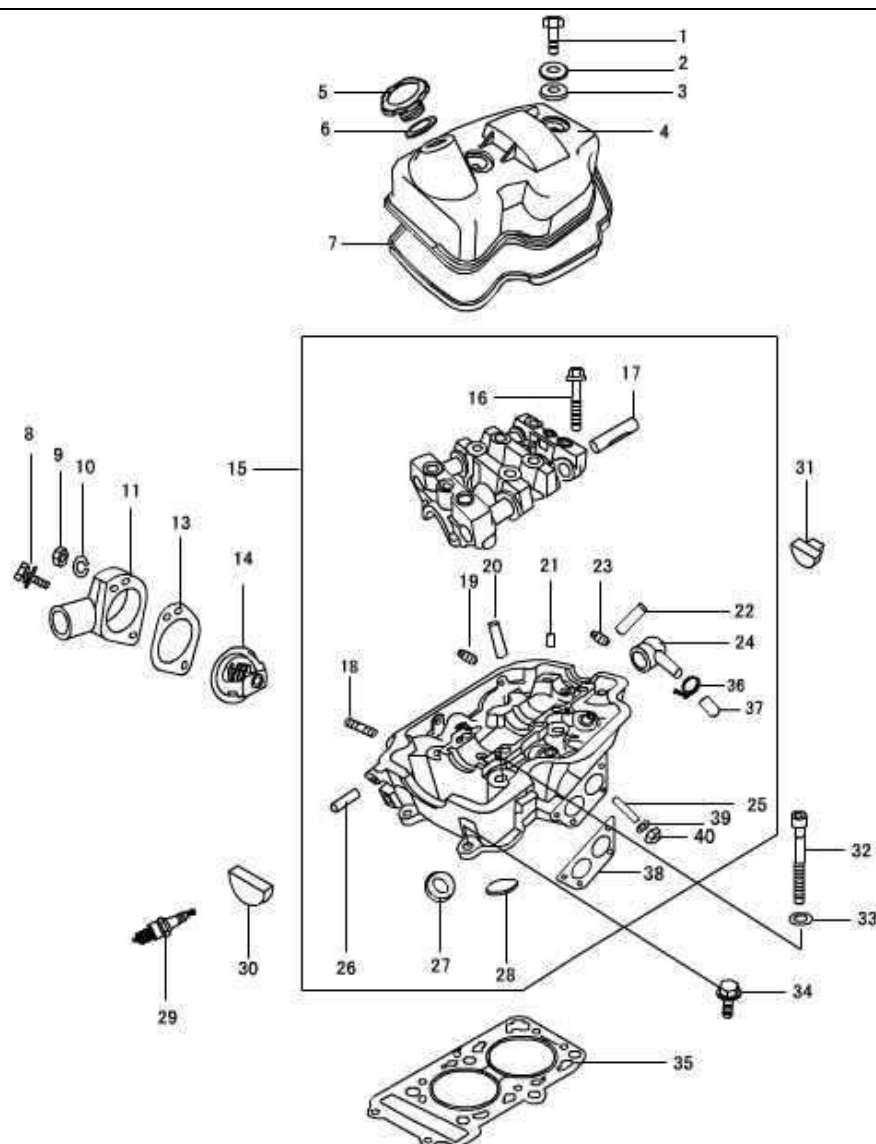
No.	Code name	Description	Qty
1	GB/T5782—1986	Bolt M8×40	2
2	270Q—01009	washer of cylinder head cover bolt	2
3	270Q—01011	Rubber pad of cylinder head cover bolt	2
4	276Q—01300	Cylinder head cover assembly	1
5	270Q—01400B	Filler cap assembly	1
6	270Q—01403	Filler cap rubber washer	1
7	270Q—01012B	Seal ring of cylinder head cover	1
8	GB/T9074.17—1988	Unit bolt M8×30	1
9	QTB15	Nut M8—8	5
10	GB/T93—1987	Spring washer φ8	5

## 3 CYLINDER HEAD PART



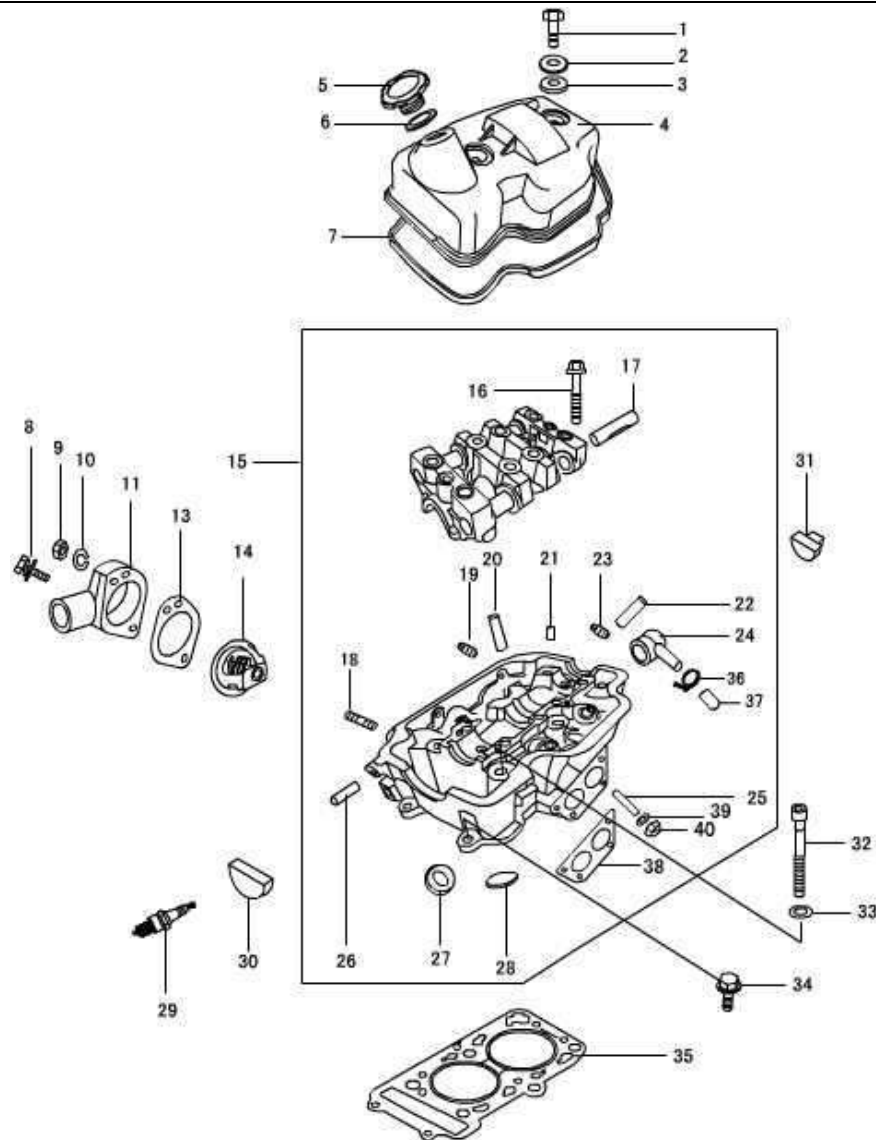
No.	Code name	Description	Qty
11	270Q—01017	Thermostat housing	1
13	270Q—01016	Thermostat gasket	1
14	270Q—01015	Thermostat	1
15	270Q—01100	Cylinder head and camshaft bearing part	
16	270Q—01109	Camshaft bearing bushing cap bolt	8
17	270Q—01007	Valve rocker arm shaft	4
18	GB/T898—1988	Stud AGM8×25—8.8	4
19	GB/T899—88	Stud AGM8×28—8.8	1
20	270Q—01104	Inlet valve guide	2
21	QTB40	Locating pin $\phi$ 6×14	6

### 3 CYLINDER HEAD PART



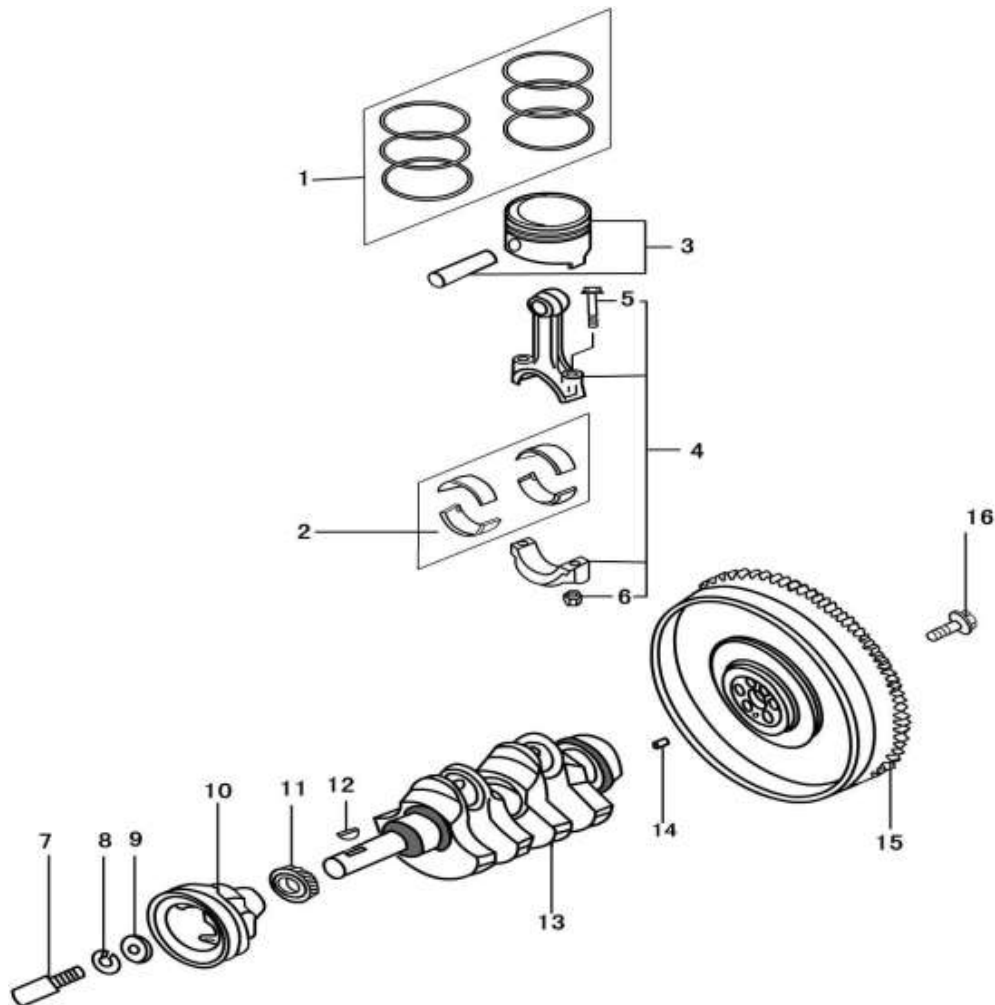
No.	Code name	Description	Qty
22	270Q-01105	Exhaust valve guide	2
23	GB/T899-88	bolt	1
24	270Q-01023A	Hexagon -headed taper plug	1
25	GB/T898-1988	Stud AGM8-M8x20-8.8	4
26	270Q-01018	Minor water pipe	1
27	270Q-01102	Intake valve seat	2
28	270Q-01103B	Exhaust valve seat	2
29	270Q-01019B	Water Temperature sender unit	1
30	270Q-01013	Front Semi-Circle Oil Seal	1
31	270Q-01014	Rear Semi-Circle Oil Seal	1

### 3 CYLINDER HEAD PART



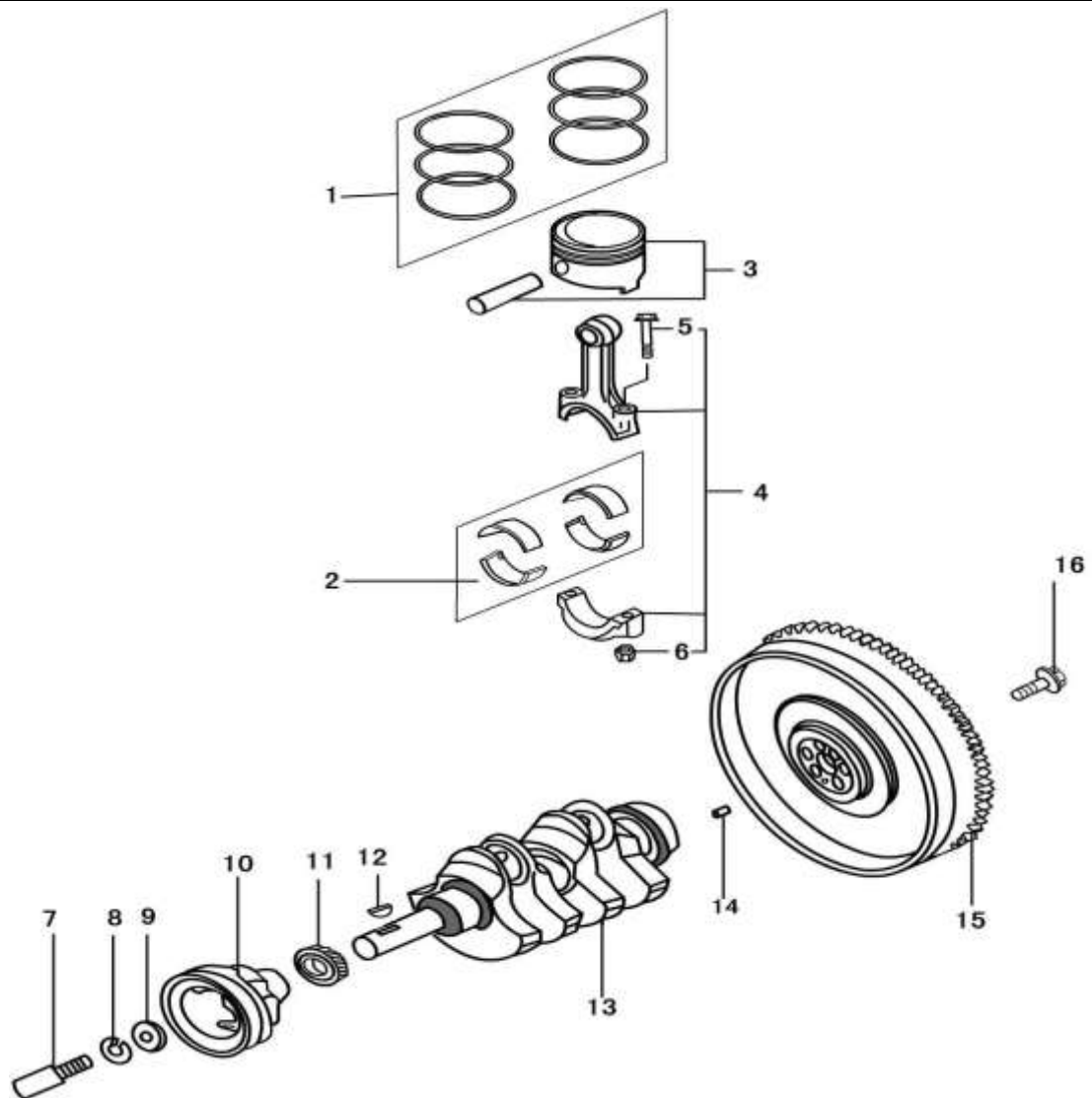
No.	Code name	Description	Qty
32	270Q—01022	Cylinder head bolt	6
33	GTB30	head bolt washer $\phi 21 \times \phi 11 \times 3$	6
34	GB/T9074.17—1988	Bolt assembly M8x28	2
35	276Q—01021	Cylinder head gasket	1
36	270Q—01025	Rubber blanking plug	1
37	ZB/TT32005.1—88	hose clamp	1
38	270Q—01024	Exhaust pipe gasket	1
39	GB/T93—1987	Washer8	4
40	QTB15	Nut M8—8	4

## 4 PISTON , CONNETING ROD AND CRANKSHAFT PART



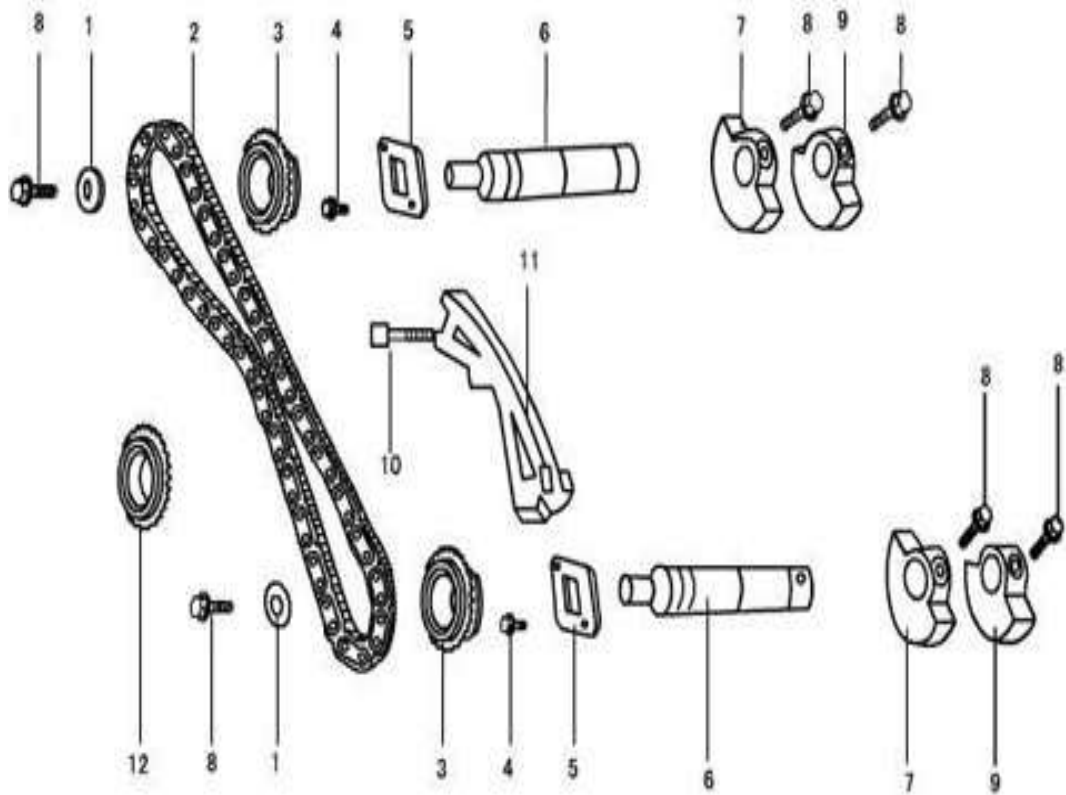
No.	Code name	Description	Qty
1	276Q—03002	Piston ring (1)	2
	276Q—03003	Piston ring (2)	2
	276Q—03200	Piston ring (3)	2
2	270Q—03006	Connecting rod bearing	4
3	276Q—03001	Piston	2
	276Q—03004B	Piston Pin	2
4	270Q—03100	Connecting rod assembly(1)	2
		Connecting rod assembly(2)	2
5	270Q—03103	Connecting rod bolt	4
6	270Q—03104	Connecting rod nut	4
7	270Q—04001	Front pulley bolt	1

## 4 PISTON , CONNETING ROD AND CRANKSHAFT PART



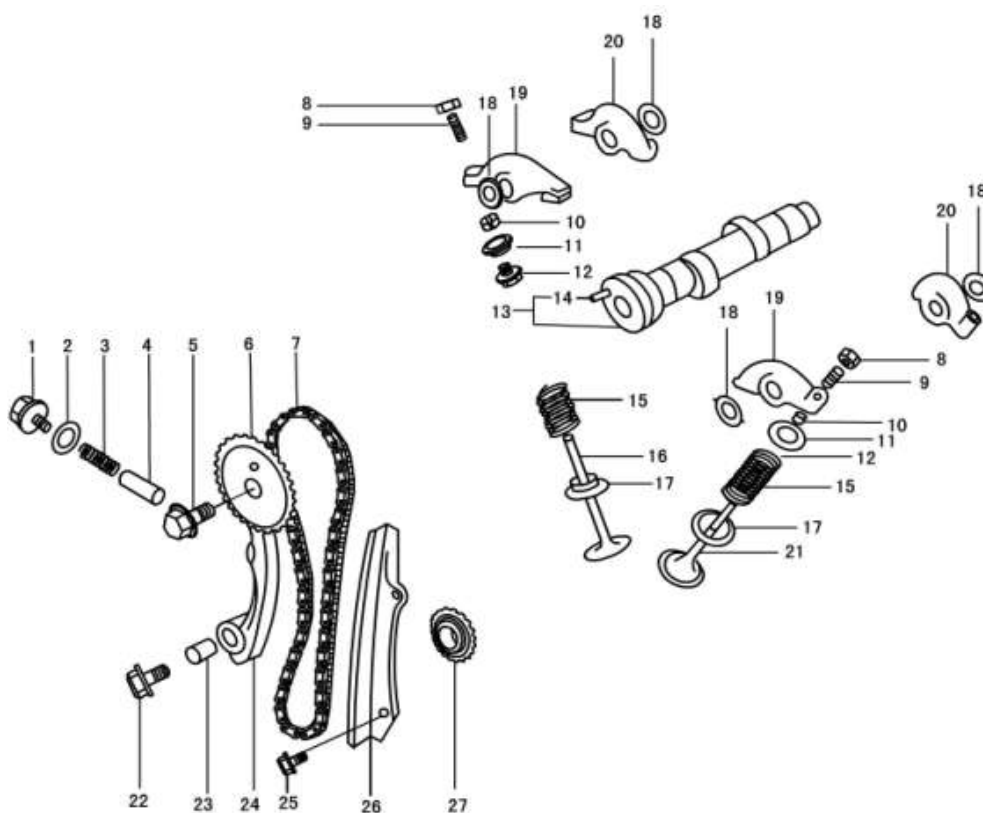
No.	Code name	Description	Qty
8	GB/T859—1987	Spring washer 12	1
9	270Q—04002	Washer	1
10	270Q—04003	Crankshaft belt pulley	1
11	270Q—04004A	Driven bevel gear	1
12	QTB44	Woodruff key4×19	2
13	276Q—04006B	Crankshaft	1
14	LJ462Q1—1000135D	Locating pin of fly wheel	1
15	LJ368—1005011	Ring gear assembly of fly wheel	1
16	LJ462Q—1—1005014D	Flywheel bolt	6

## 5 BALANCING SHAFT PART



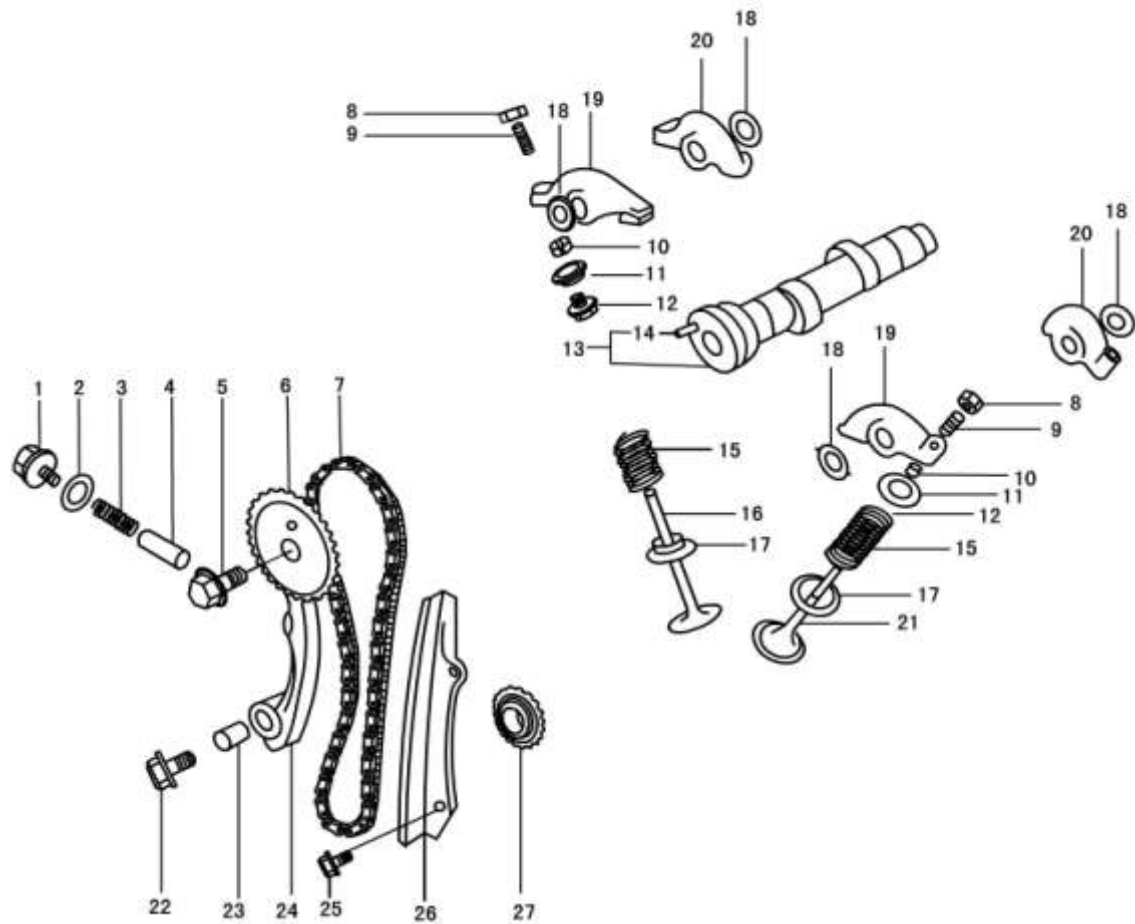
No.	Code name	Description	Qty
1	QTB30	Thick washer $\phi 24 \times \phi 8.5 \times 3$	2
2	270Q-04400	Balancing chain assembly	1
3	270Q-04310A	Balancing shaft sprocket assembly	2
4	QTB10	Hexagon-headed bolt with edge M6×10	4
5	270Q-04301	Baffle plate of Balancing shaft	2
6	270Q-04302A	Balancing shaft	2
7	270Q-04303	Front balancing weight	2
8	270Q-04305	Balancing weight bolt	6
9	270Q-04304	Rear balancing weight	2
10	QTB10	Hexagon-headed bolt with edge M6×45	2
11	270Q-04200B	Guide pad assembly of balancing chain	1
12	270Q-04012A	Cam chain drive sprocket	1

## 6 CAMSHAFT AND CHAIN TRAIN PART



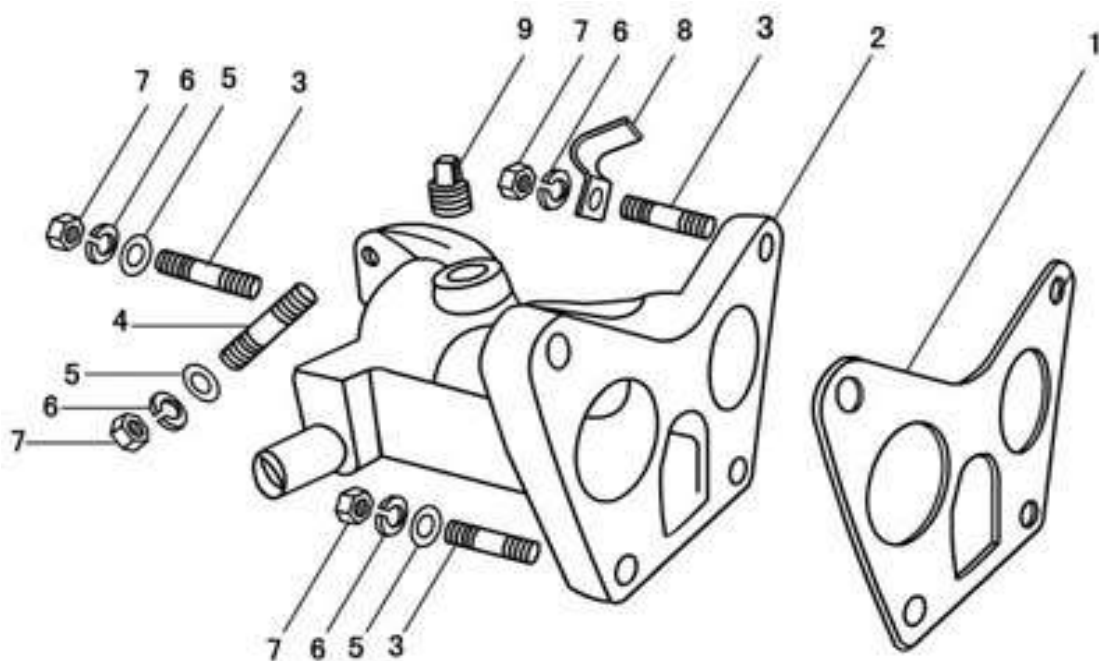
No.	Code name	Description	Qty
1	270Q-05400	Bolt assembly	1
2	270Q-05007	Washer	1
3	270Q-05005A	Tensioning spring	1
4	270Q-05004	Tensioning spring plate	1
5	QTB13	Small hexagon-headed bolt with edge M12×1.25×30	1
6	270Q-05002A	Camshaft timing sprocket wheel	1
7	270Q-05100	Timing chain assembly	1
8	270Q-01502	Valve clearance adjusting nut	4
9	270Q-01501	Valve clearance adjusting bolt	4
10	270Q-01004	Valve locker	8
11	270Q-01003	Retainer	4
12	270Q-01200	Stem seal	4
13	276Q-05001	Camshaft	1
14	QTB40	Dowel pin $\phi 6 \times 14$	1

## 6 CAMSHAFT AND CHAIN TRAIN PART



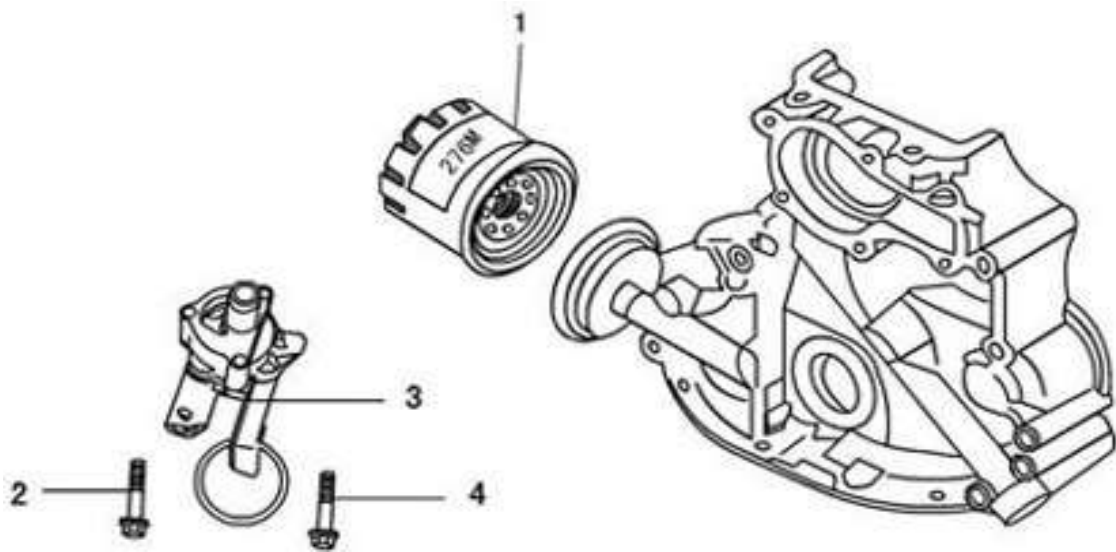
No.	Code name	Description	Qty
15	276Q—01002A	Valve spring	4
16	270Q—01005A	Intake Valve	2
17	270Q—01001	Lower seat of valve spring	4
18	270Q—01008	Wave form washer	4
19	270Q—01510	Valve rocker arm of first cylinder	2
20	270Q—01610	Valve rocker arm of second cylinder	2
21	270Q—01006	Exhaust Valve	2
22	QTB13	Small hexagon-headed bolt with edge M8×32	1
23	270Q—05003	Dowel	1
24	270Q—05300	Chain tighten	1
25	QTB10	Hexagon-headed bolt with edge M6×10	2
26	270Q—05200	Chain guide plate	1
27	270Q—04005A	Crankshaft timing chain sprocket	1

## 7 INTAKE MANIFOLD PART



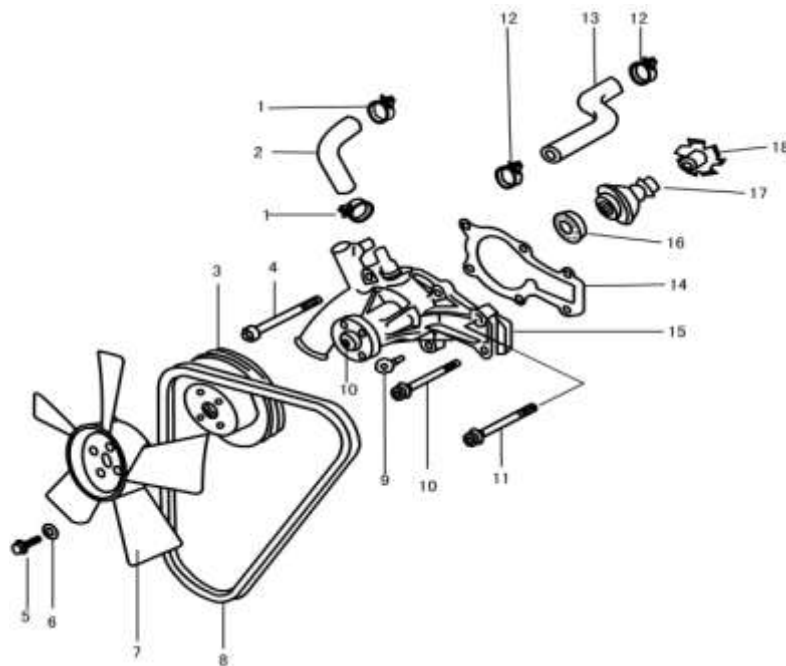
No.	Code name	Description	Qty
1	270Q-06006	Intake manifold paper gasket	1
2	LJ276MT-2-06000	Intake manifold	1
3	GB/T898-1988	Stud AC-M8x25-8.8	4
4	GB/T848-1985	Stud AC-M8x28-8.8	1
5	QTB77	Flat washer	6
6	GB/T93-1978	Spring washer φ8	6
7	QTB15	Nut M8-8	2
8	QTB26	Clip	3
9	GB/T899-1988	Square head taper plug Z 3/8 "	1

## 8 OIL FILTER AND OIL PUMP PART



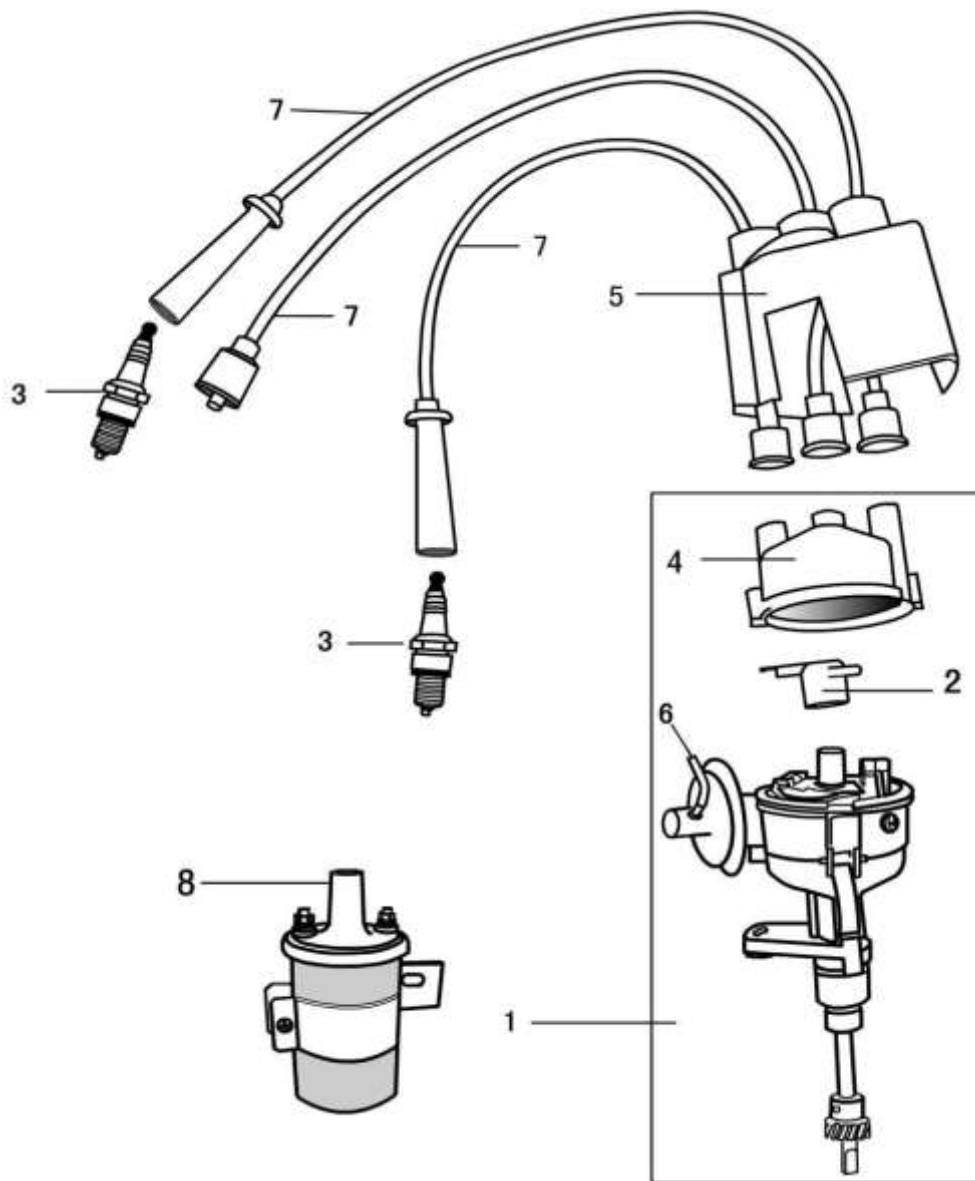
No.	Code name	Description	Qty
1	270Q-17000	Oil Filter assembly	1
2	GB/T9074.17-1988	Bolt assembly M6x48	2
3	LJ276MT-2-16000	Oil pump subassembly	1
4	GB/T9074.17-1988	Bolt assembly M6x53	1

## 9 WATER PUMP AND FAN PART



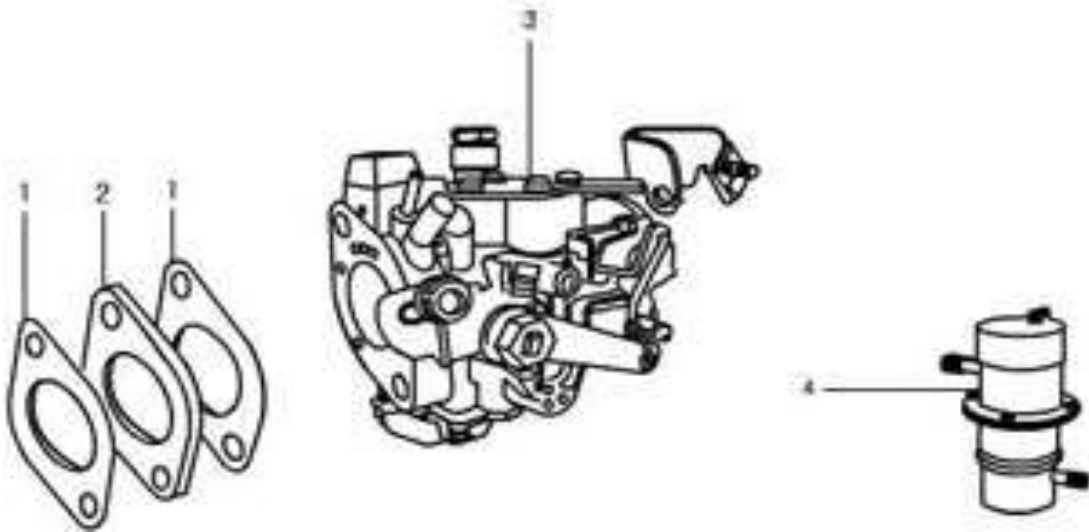
No.	Code name	Description	Qty
1	ZB/TT32005.1—88	Hose clamp	2
2	270Q—19011	Rubber pipe (2)	1
3	270Q—19013	water pump pulley	1
4	QTB10	Hexagon-headed bolt with edge M8×88	2
5	GB/T9074.15—1988	Hexagon head bolt M6×20	4
6	QTB32	Washer 7.5	4
7	276Q—19200	Fan assembly	1
8	QTB93A	Fan belt AV10×845	1
9	QTB10	Hexagon-headed bolt with edge M8×23	2
10	270Q—19002B	bolt	1
11	QTB10	Hexagon-headed bolt with edge M8×78	2
12	ZB/TT32005.1—88	Hose clamp	2
13	LJ276MT—2—19009	Rubber pipe (1)	1
14	276Q—19001	Water pump gasket	1
15	276Q—19100	Water pump assembly	1
16	GB276—64	Roller bearing E60101	2
17	270Q—F12—00	Water seal assembly	1
18	276Q—19003	Impeller	1

## 10 DISTRIBUTOR AND ITS LINE UNIT



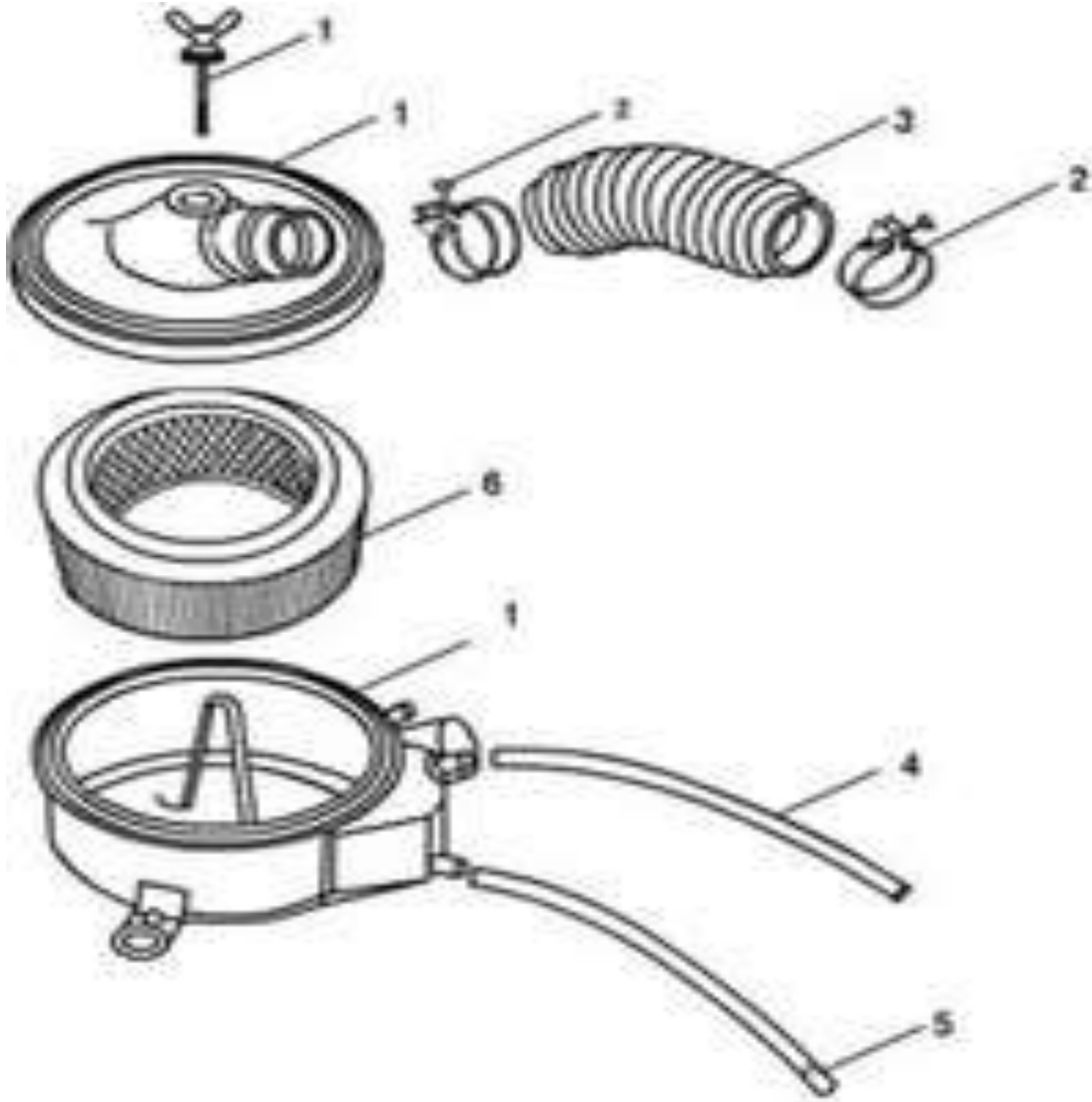
No.	Code name	Description	Qty
1	270Q-23510W	Distributor assembly (non contact)	1
2	FDQ-60000	Rotor assembly	1
3	F6RTC	Spark plug(damping)	2
4	FDQ-1-50000	Distributor cap assembly	1
5	270Q-23901	Distributor protective cover	1
6	LJ276MT-2-23501	Vacuum rubber tube	1
7	ZN410-163A	High - tension leads(anti-jamming)	2
8	LJ462Q-1-3705010DW	Ignition coil assembly	1

## 11 CARBURETOR PART



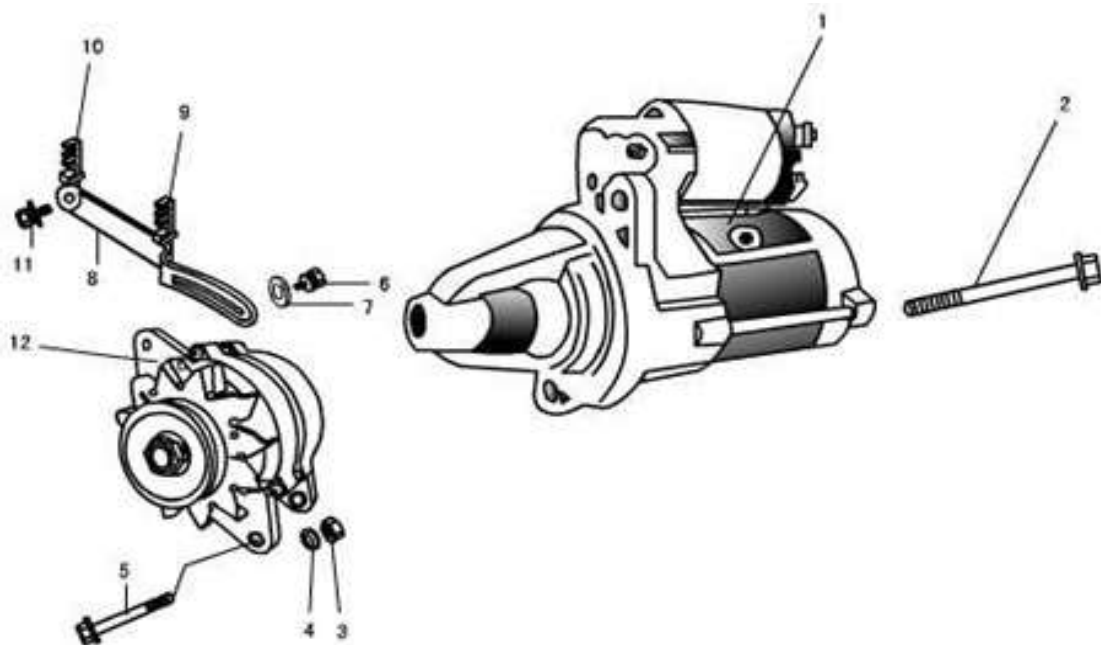
No.	Code name	Description	Qty
1	270Q-06004	Carburetor gasket	2
2	270Q-06003	Carburetor insulator	1
3	276Q-13000-2	Carburetor assembly (blue marked)	1
4	JB12D-H	Electric petrol pump	1

## 12 AIR FILTER AND PIPE LINE PART



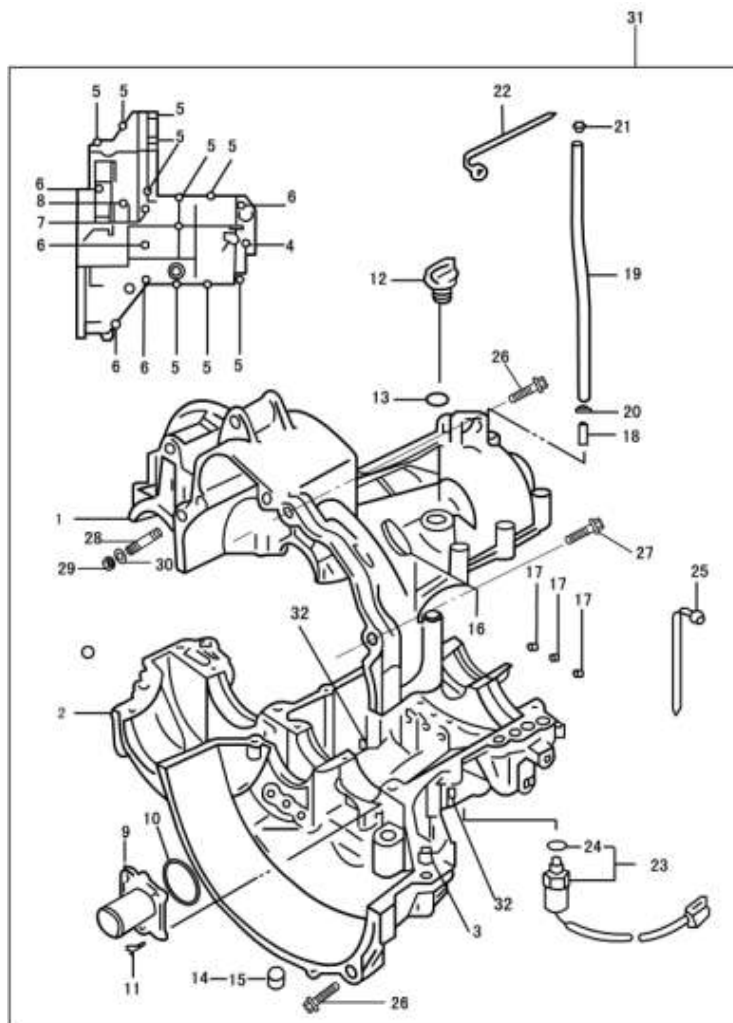
No.	Code name	Description	Qty
1	LJ276MT-2-07100F	Air filter housing	1
2	QK1706-03	Flexible hose clamp	2
3	LJ276MT-2-07001F	Flexible intake hose	1
4	LJ276MT-2-07002F	Rubber breathing pipe	1
5	270Q-07003	Storing dust pipes	1
6	QK1706-05	air filter(marked)	1

## 13 STARTER , ALTERNATOR AND THEIR FASTENING PIECE



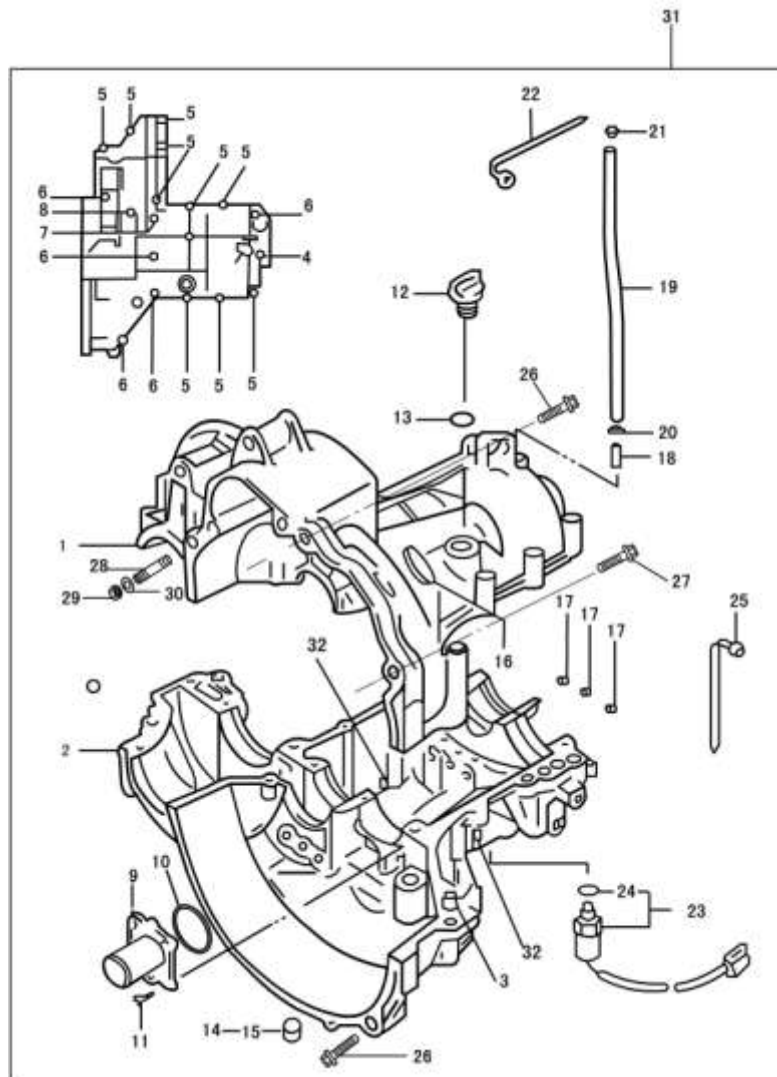
No.	Code name	Description	Qty
1	LJ368Q—3708010	Starter assembly	1
2	LJ368Q—1000068	Starter clamp bolt	2
3	QTB15	Hexagon nut M8—8	1
4	GB/T93—1987	Spring washer 8	1
5	270Q—02203A	Adjusting bolt	1
6	GB/T9074.15—1988	Bolt assembly M8×25	1
7	QTB30	Thick washerφ24×φ8.5×3	1
8	270Q—25010A	Alternator bracket	1
9	270Q—25001	Second fixed swift	1
10	270Q—25020	First fixed swift (insert)	1
11	GB/T9074.15—1988	Bolt assembly M8×20	1
12	LJ462Q—1—3701010D	Alternator	1

## 14 TRANSMISSION TANK



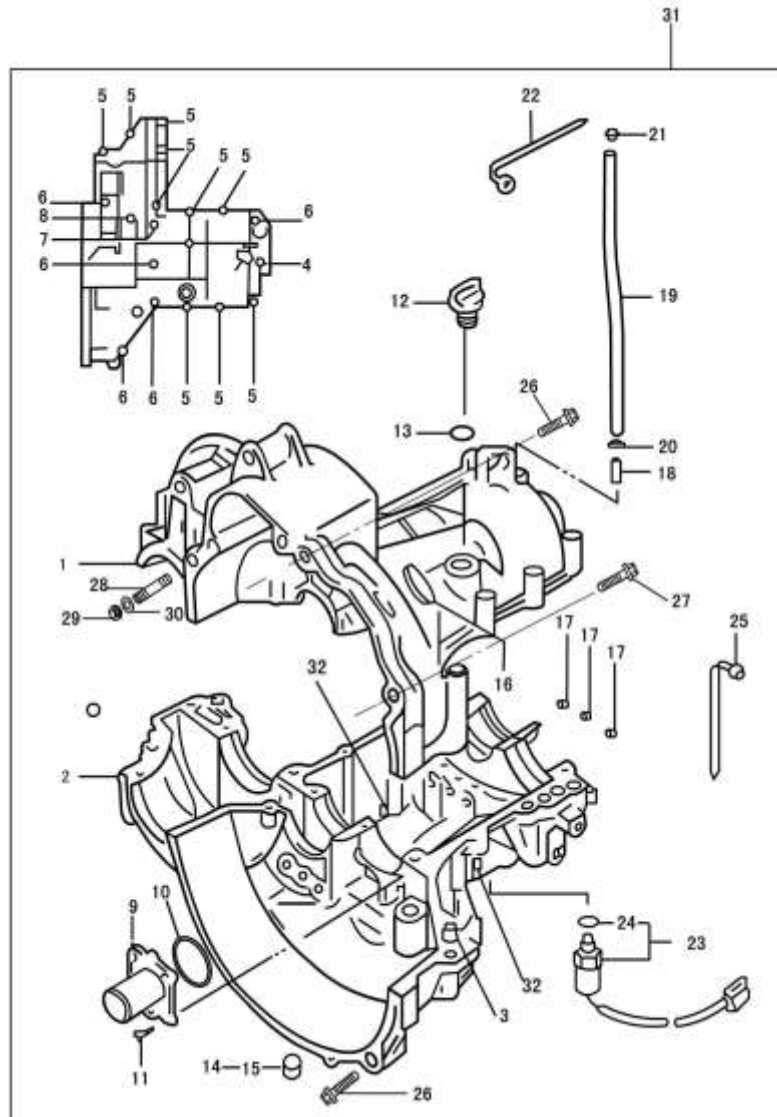
No.	Code name	Description	Qty
1	1701111	Upper housing of transmission	1
2	1701112	Lower housing of transmission	1
3	1701113	Locating pin	2
4	GBT5787—86	Bolt M6×40	1
5	GBT5787—86	Bolt M8×50	10
6	GBT5787—86	Bolt M8×70	5
7	GBT5787—86	Bolt M8×90	1
8	GBT5787—86	Bolt M8×135	1
9	1701301	Baffle plate of seal ring of the first shaft	1
10	GB3452.1—82	“O” type seal ring 40×2.65	1
11	GB819—85	Bolt M6×16	4

## 14 TRANSMISSION TANK



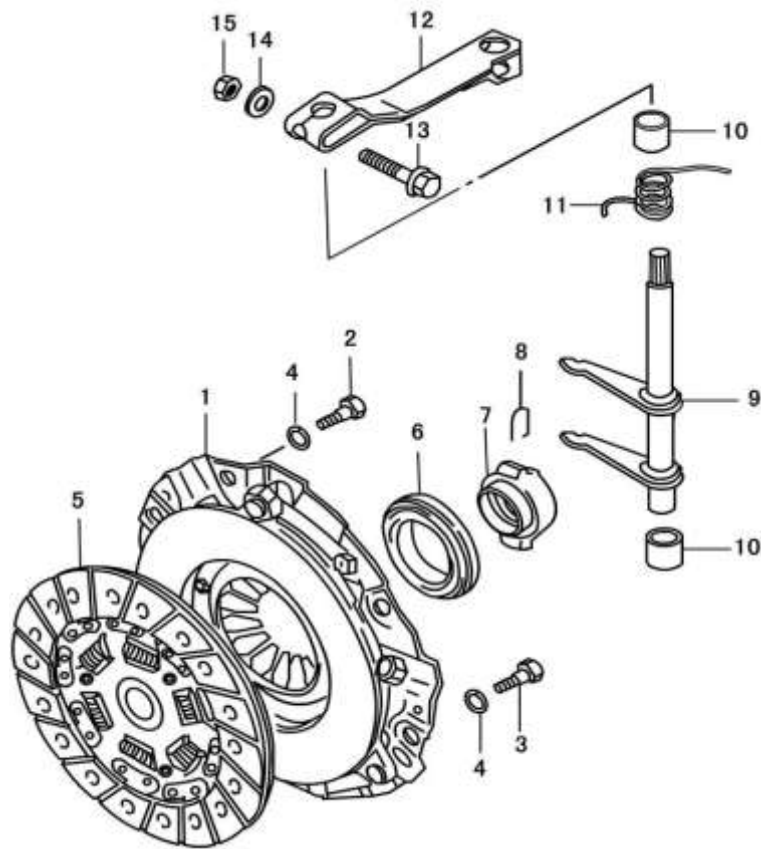
No.	Code name	Description	Qty
12	1701140	Dip stick assembly	1
13	GB3452.1—82	“O” type seal ring15×2.65	1
14	ZBT32001.3—87	Bolt Z 1 / 2" —14	1
15	ZBT32001.9—87	Bolt Z 1 / 2" —14( magnetism )	1
16	1701017	Sight hole cover	1
17	1702050	Sealing cover assembly of shift lever	3
18	1701025	Breathing pipe tie-in	1
19	1701026	Breathing pipe	1
20	1701023	Perkins joint	1
21	1701027	Breathing pipe plug	1
22	1701024	Line fastener	1

## 14 TRANSMISSION TANK



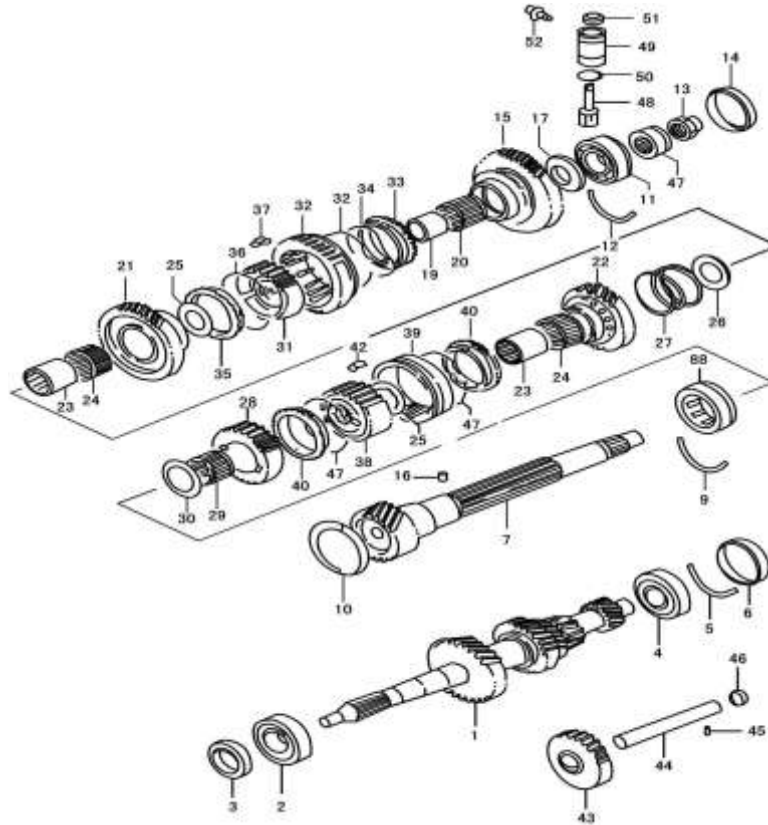
No.	Code name	Description	Qty
23	3729010	Reverse switch	1
24	GB3452.1—82	“O” type seal ring15×2.65	1
25	1000013	Supporting piece	1
26	1701024	Line fastener	1
27	LJ368Q—1000163	Shouldered tap bolt	2
28	LJ368Q—1000169	Shouldered tap bolt	1
29	LJ368Q—1000167	Stud	1
30	GB/T6171—1986	Nut M10×1.25	1
31	GB/T848—1985	Washer10	1
32	4T06C	Transmission assembly	1

## 15 CLUTCH, SHIFTER SHAFT AND ROCKER ARM



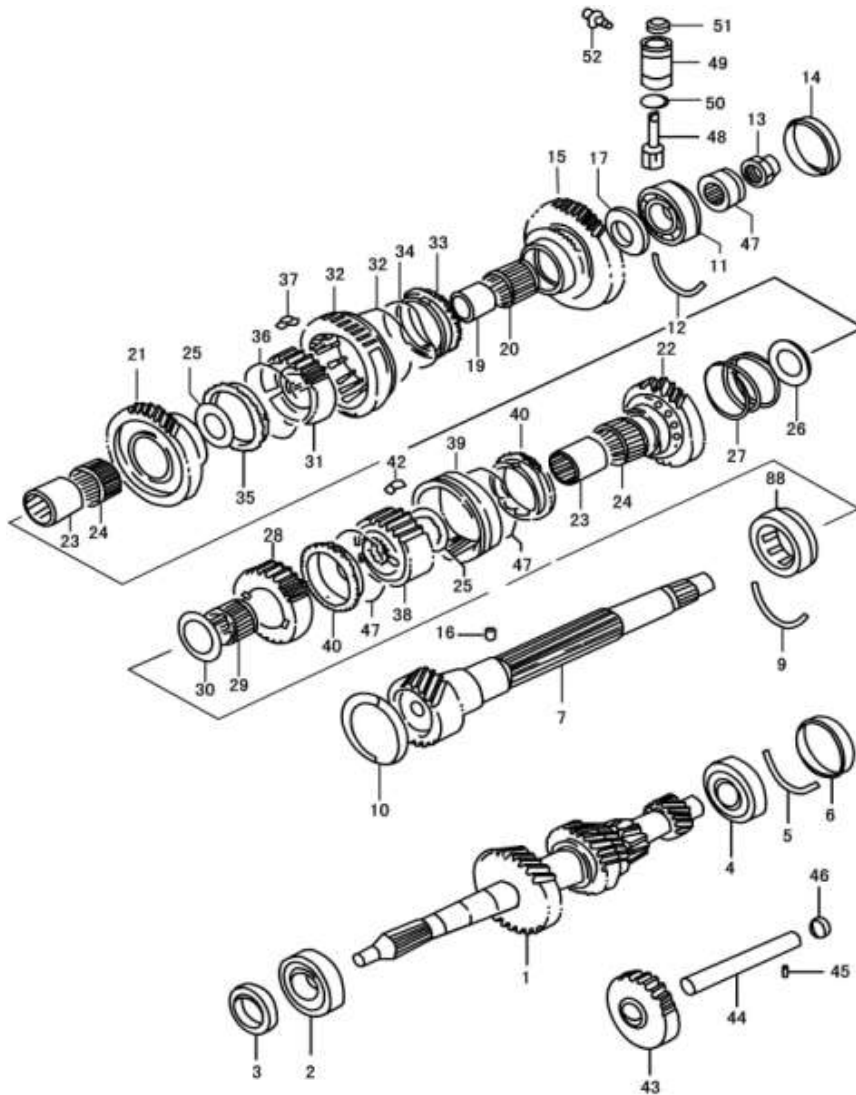
No.	Code name	Description	Qty
1	QST160HH14	Clutch pressure plate	1
2	LJ462Q—1—1005024D	Clutch cover bolt	2
3	GB/T9074.15—1988	Bolt tab M8×16	4
4	GB859—87	Light gage spring washer	6
5	DST160A71	Clutch plate	1
6	1701510	Clutch release bearing	1
7	1701501	Release bearing carrier	1
8	1701022	Circlip	2
9	1701040	Clutch fork	1
10	1701019	Bushing ring	2
11	1701018	Tension spring	1
12	1701016	Clutch action arm	1
13	GB5789—86	Bolt AM8×35	1
14	GB97.1—85	Washer	1
15	GB6170—86	Nut M8	1

## 16 FIRST SHAFT AND COUNTERSHAFT



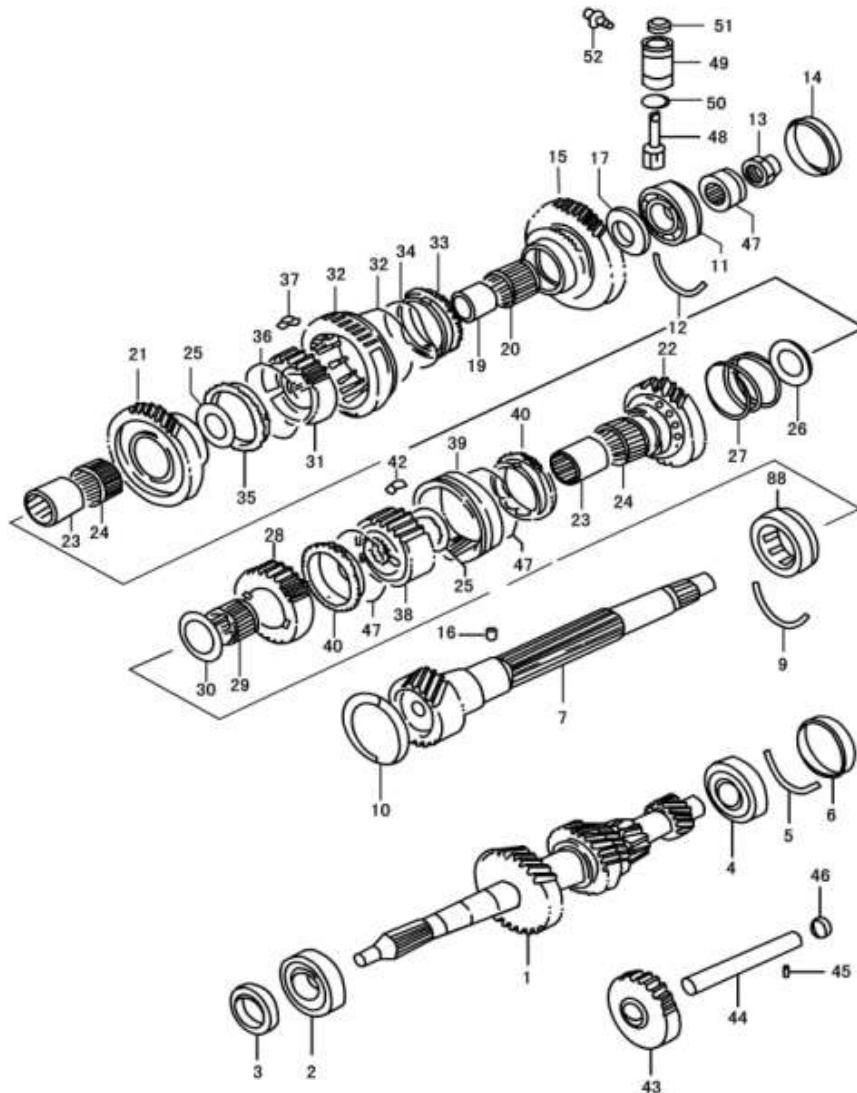
No.	Code name	Description	Qty
1	1701130	The first shaft assembly	1
2	GB/T276—94	Endocentric ball bearing 6204—2RS/P53	1
3	1701310	The first shaft seal ring assembly	1
4	GB/T276—94	Endocentric ball bearing 6204—2RS/P53	1
5	1701011	Thrust ring of the first shaft bearing	1
6	1701120	The first shaft seal cap assembly	1
7	1701201	Countershaft	1
8	1701250	Cylindrical roller bearing with Locking notch and without inner circle	1
9	1701013	Thrust ring of countershaft bearing (right)	1
10	1701060	Sealing cap assembly of countershaft (right)	1
11	GB/T276—94	Endocentric ball bearing 6204—2RS/P53	1

## 16 FIRST SHAFT AND COUNTERSHAFT



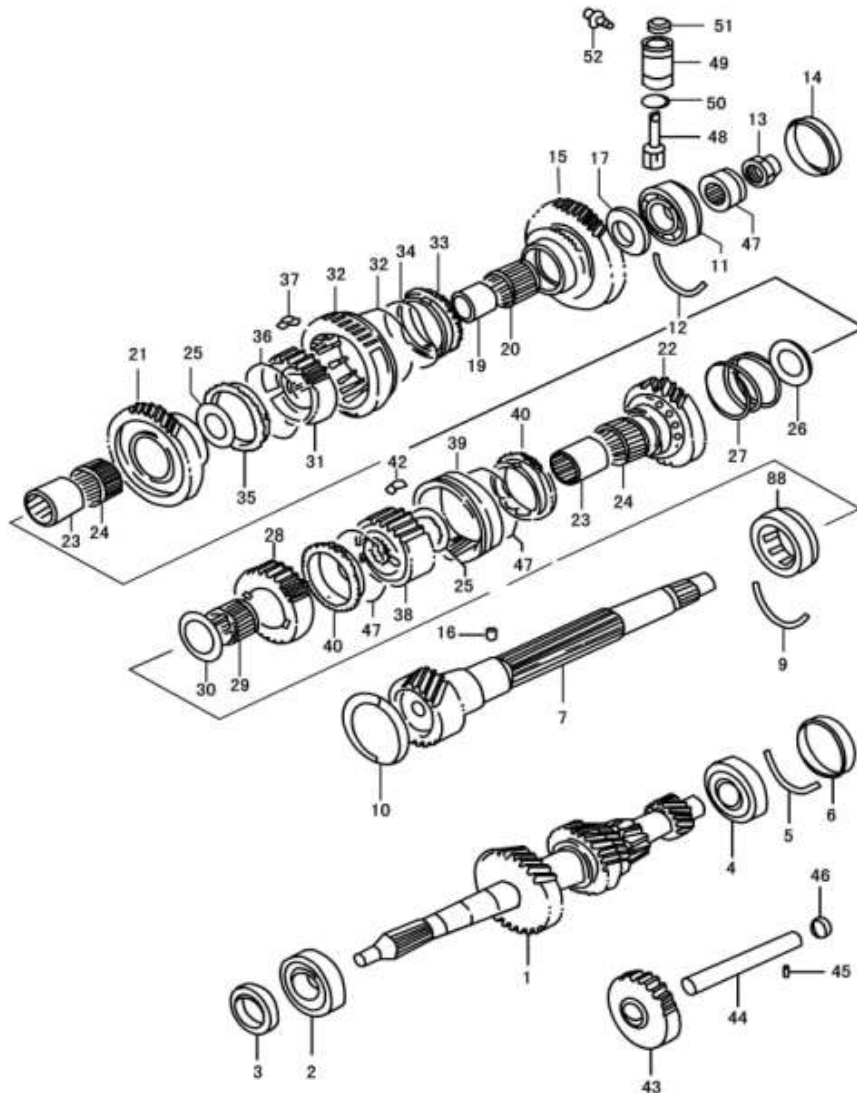
No.	Code name	Description	Qty
12	1701012	Thrust ring of countershaft bearing (left)	1
13	1701219	Tight nut of countershaft	1
14	1701050	Sealing cap assembly of Countershaft (left)	1
15	1701211	The first gear of countershaft	1
16	GB309—84	Needle P2×7.8	1
17	1701203	The first gear gasket of countershaft	1
18	GB308—84	Steel ball4.7625G60b	18
19	1701204	First gear bushing ring of countershaft	19
20	GB5846—86	Needle bearing K253023	20
21	1701212	The second gear of countershaft	21
22	1701213	The third gear of countershaft	22

## 16 FIRST SHAFT AND COUNTERSHAFT



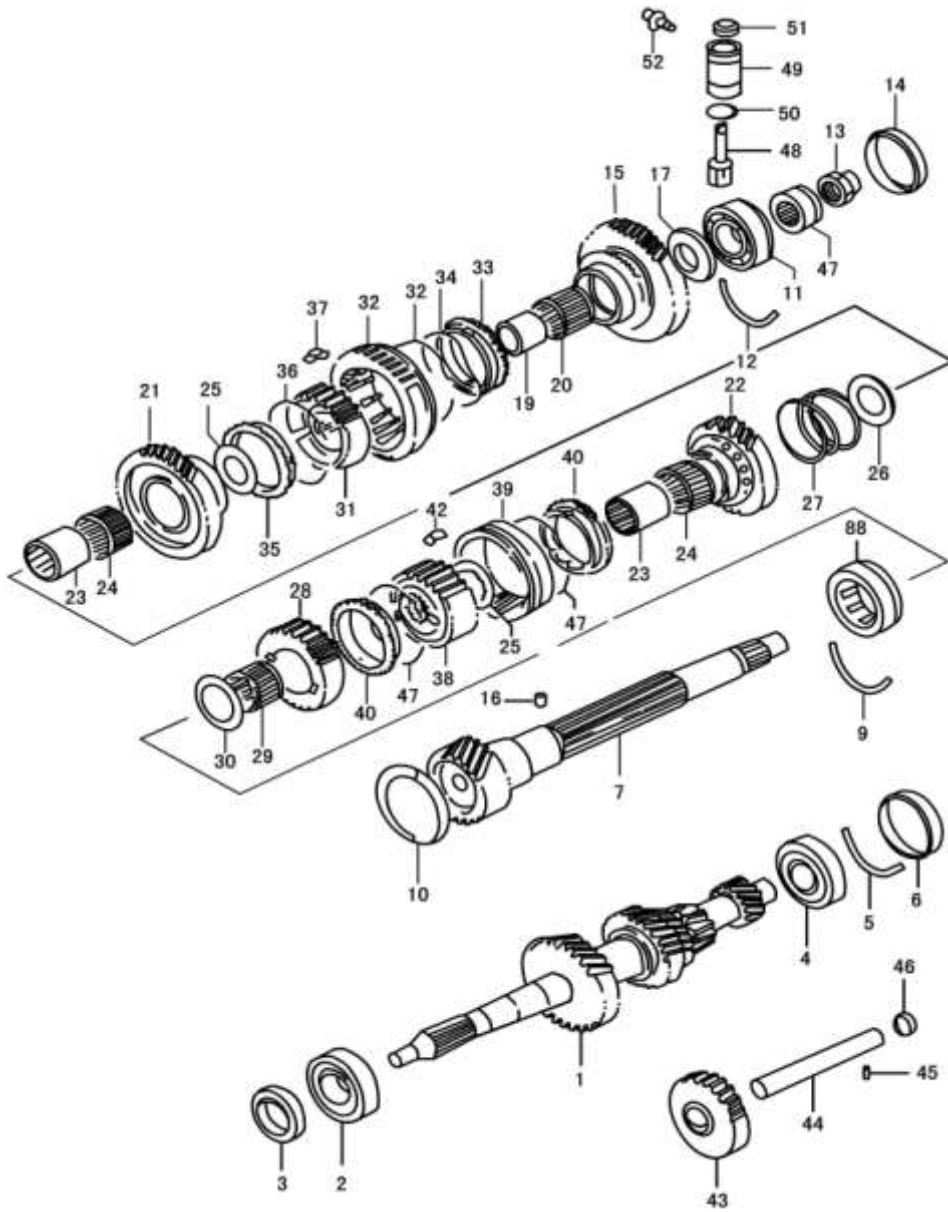
No.	Code name	Description	Qty
23	1701012	The second and the third gears bushing ring	2
24	GB5846—86	Needle bearing K303520	2
25	1701206	The second and the third gears gasket	2
26	1701208	The third gear spacer	1
27	1701207	The second and the third gears pressure spring	1
28	1701214	Fourth gear of countershaft	1
29	GB5846—86	Needle bearing K253020	1
30	1701209	The fourth gear gasket	1
31	1701232	Low synchronizer shell	1
32	1701231	Low synchronizer sleeve	1
33	1701215	Low synchronizer ring (left)	1

## 16 FIRST SHAFT AND COUNTERSHAFT



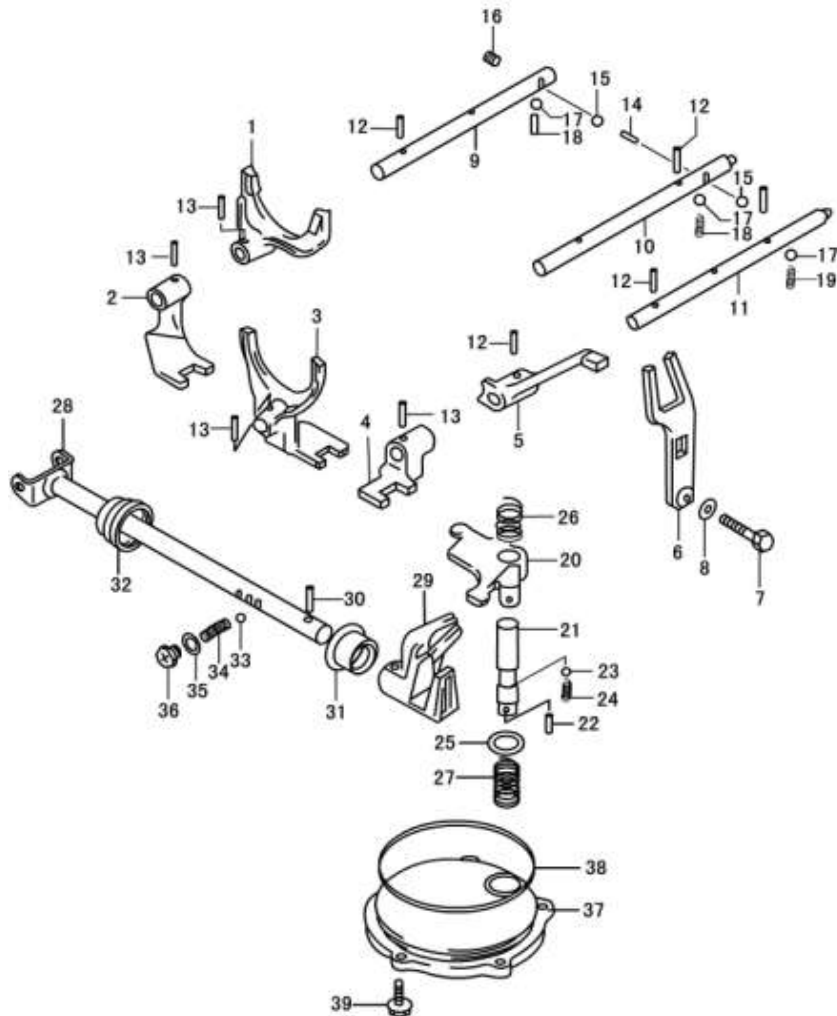
No.	Code name	Description	Qty
34	1701217	Low synchronizer ring spring	1
35	1701216	Low synchronizer ring (right)	1
36	1701233	Low synchronizer spring	2
37	1701234	Synchronizer guide block	3
38	1701242	High synchronizer shell	1
39	1701241	High synchronizer sleeve	1
40	1701218	High synchronizer ring	2
41	1701243	High synchronizer spring	2
42	1701234	Synchronizer guide block	3
43	1701080	Racing gear of reverse gear	1
44	1701015	Reverse gear shaft	1

## 16 FIRST SHAFT AND COUNTERSHAFT



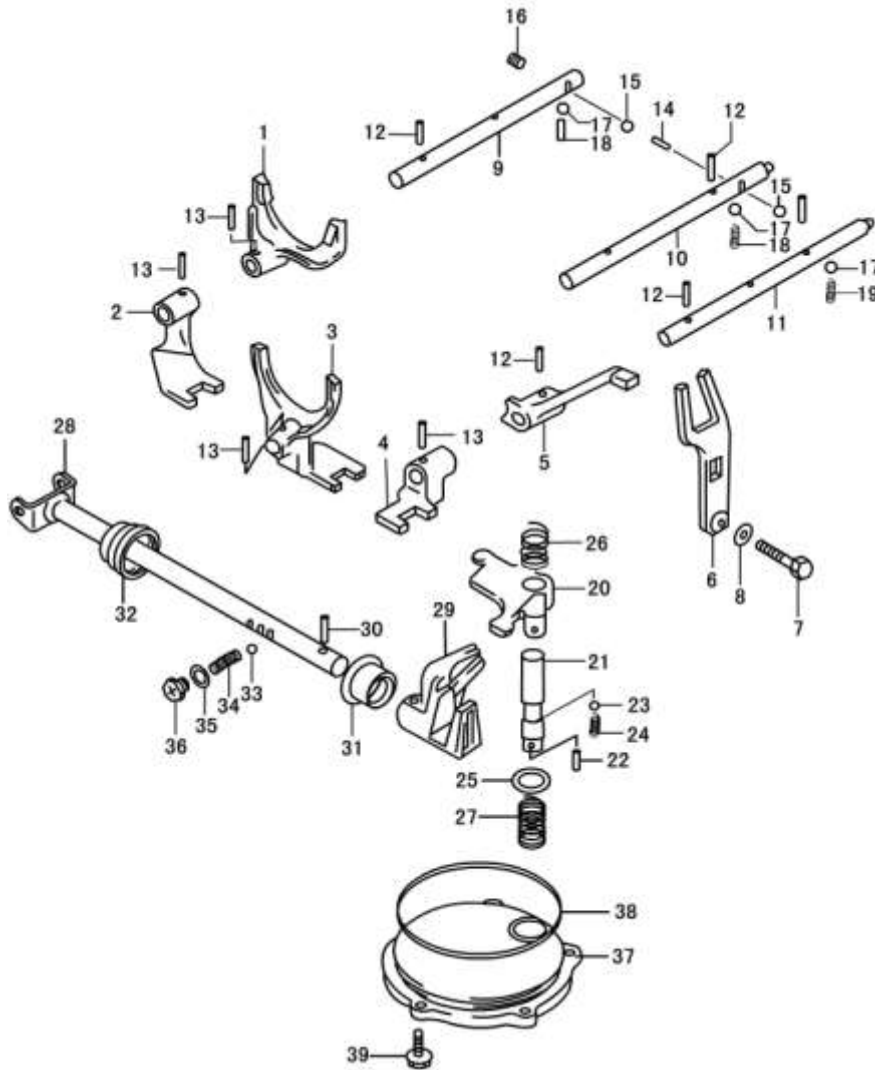
No.	Code name	Description	Qty
45	GB119—86	Pin D5x13	1
46	1701070	Sealing cap assembly of reverse gear shaft	1
47	1701202	Speed gage worm	1
48	1701209	Speed gage worm wheel	1
49	1701401	Speed gage worm wheel bushing ring	1
50	GB3452.1—82	"O" type seal ring	1
51	1701410	Seal ring assembly of Speed gage worm wheel	1
52	1701028	Speed gage thrust bolt	1

## 17 GEAR SHIFTED GEAR FORK



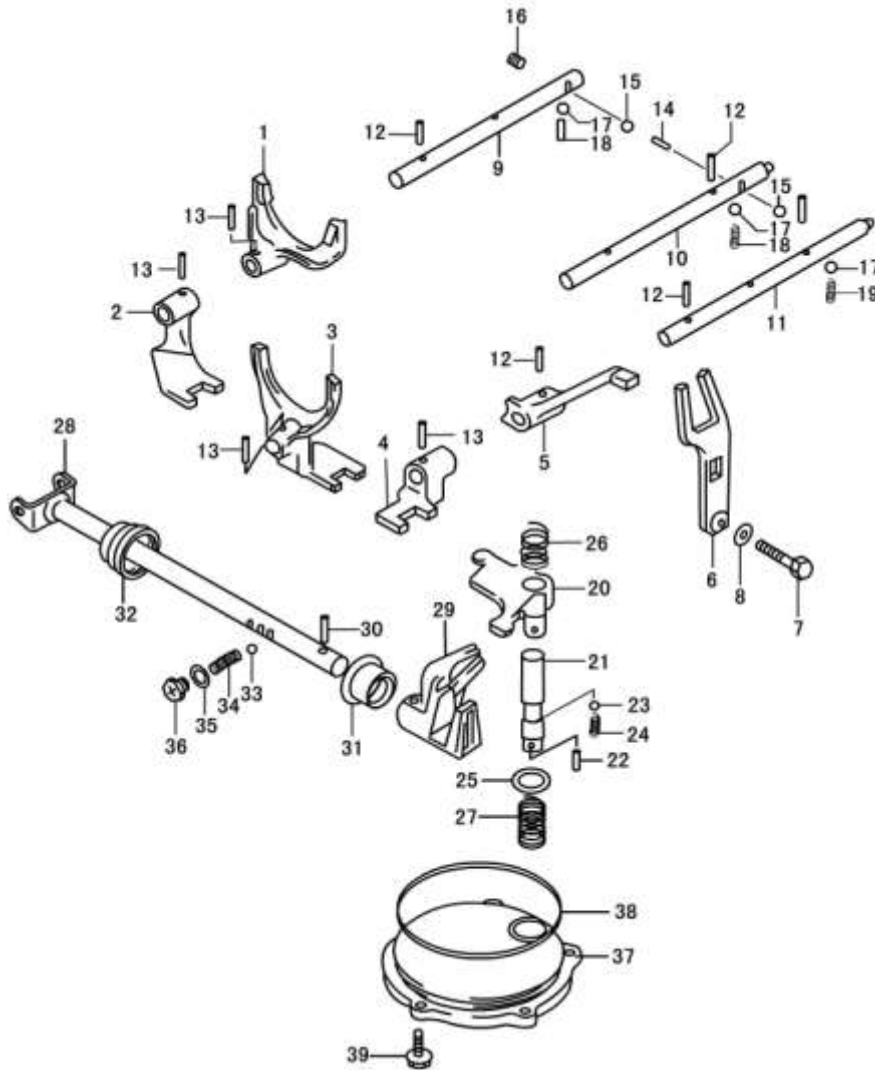
No.	Code name	Description	Qty
1	1702014	Shift fork for the first gear	1
2	1702017	Shift fork for the first and the second gears	1
3	1702015	Shift fork for the third and the fourth gears	1
4	1702012	Reverse gear shift fork	1
5	1702011	Reverse gear shift cantilever	1
6	1702060	Shift fork assembly of reverse gear	1
7	GB5783—86	Bolt M10×1.25×35	1
8	1702019	Shift fork washer of reverse gear	1
9	1702014	Shift lever for first and the second gears	1
10	1702018	Shift lever for third and the fourth gears	1
11	1702016	Reverse gear shift lever	1

## 17 GEAR SHIFTED GEAR FORK



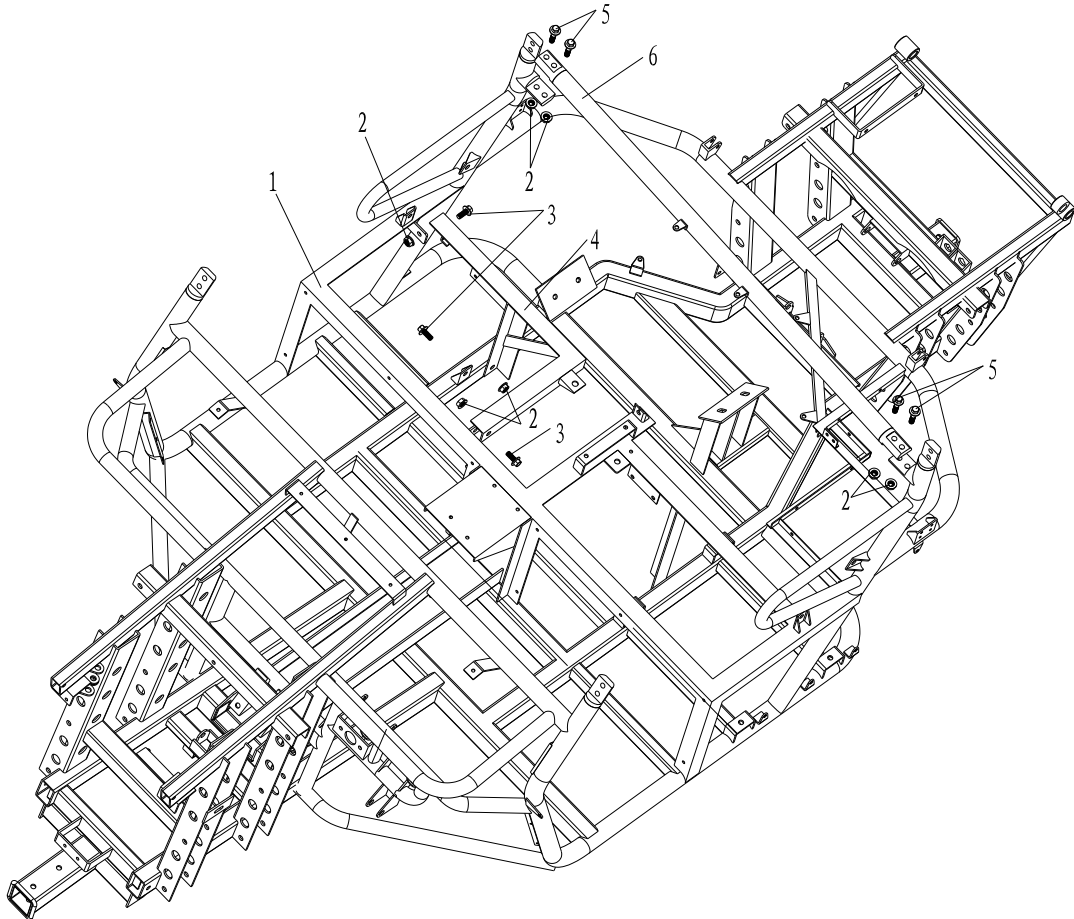
No.	Code name	Description	Qty
12	GB879—86	Pin 4.5×18	4
13	GB879—86	Pin 4.5×20	4
14	GB309—84	Needle 3×9.8	1
15	GB308—84	Steel ball 9.5250G60b	2
16	1701021	Hole plug	1
17	GB308—84	Steel ball9.5250G60b	3
18	1702021	Locating spring of high and low speed shift level	2
19	1702022	Locating spring	1
20	1702082	Transposition Rocker arm	1
21	1702081	Transposition shaft	1
22	GB119—86	Pin D4×8	1

## 17 GEAR SHIFTED GEAR FORK



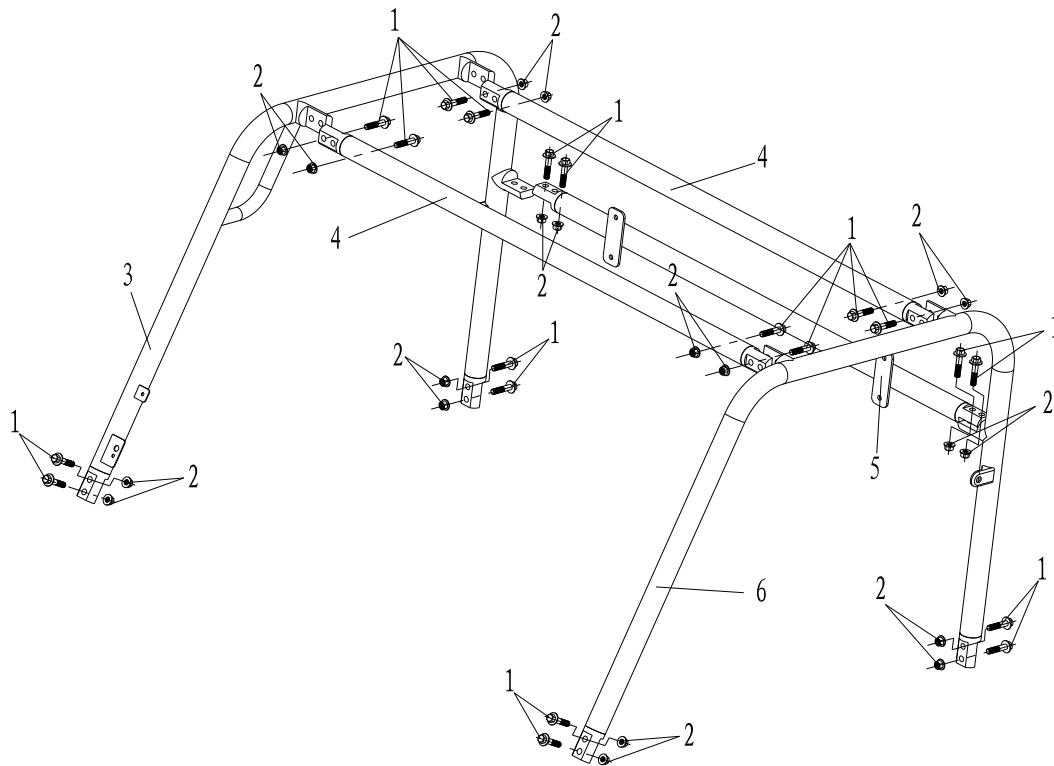
No.	Code name	Description	Qty
23	GB308—84	Steel ball 7.9375G60b	1
24	1702029	Locating spring	1
25	1702026	Transposition shaft washer	1
26	1702024	Long spring of Transposition shaft	1
27	1702025	Short spring of Transposition shaft	1
28	1702070	Shift shaft assembly	1
29	1702028	Transposition shaft rocker	1
30	GB879—76	Pin 5x22	1
31	1702040	Seal ring assembly of shift shaft	1
32	1702027	Dirt guard of Shift shaft	1
33	GB308—84	Steel ball 7.9375 G60b	1

## 18 Frame



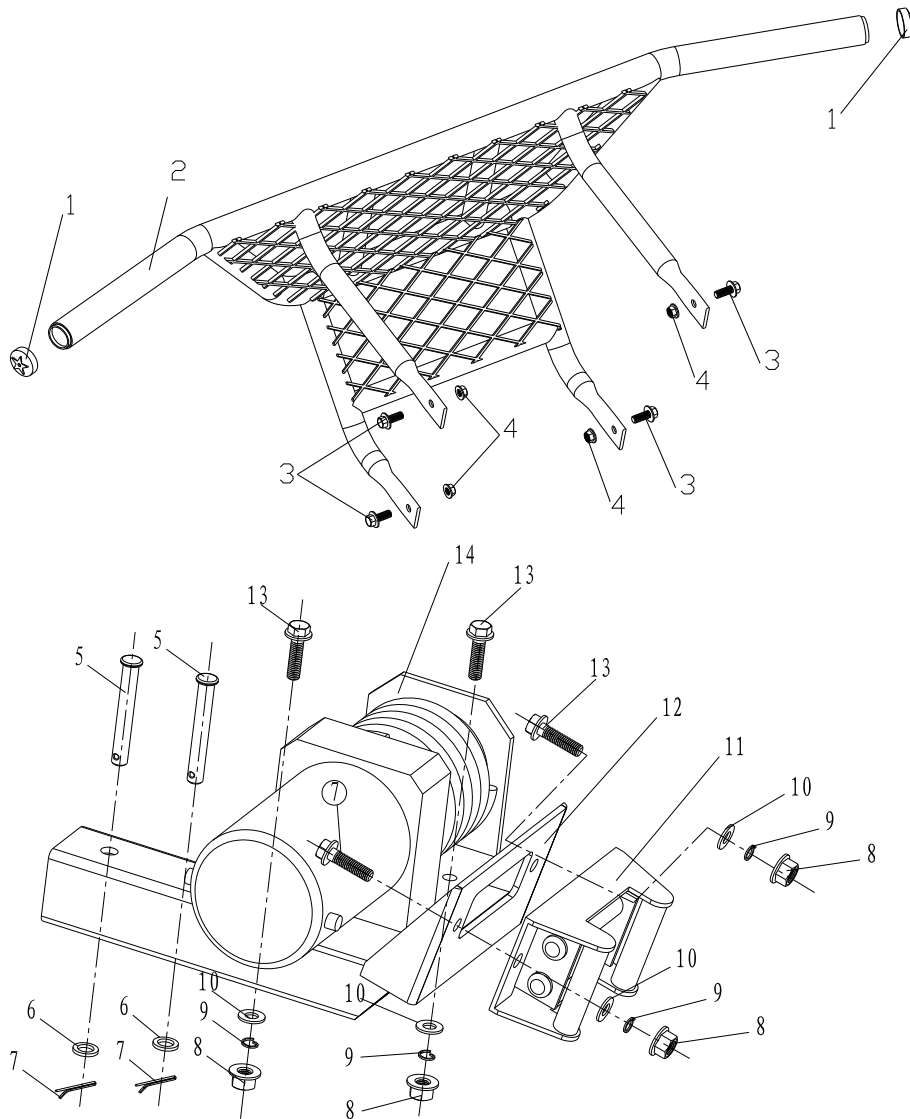
Ref	Part No.	Part Description	Qty	Comments
1	S650.01.01.00.00	Main frame	1	
2	GB/T6177.1-2000	Flange nut M10*1.25	7	
3	GB/T5787-1986	Flange bolt M10*1.25*25	3	
4	S650.01.01.03.00	Mount of the right seat	1	
5	GB/T5787-1986	Flange bolt M10*1.25*45	4	
6	S650.01.02.05.00	Lower roll bar	1	

## 19 Roll bar



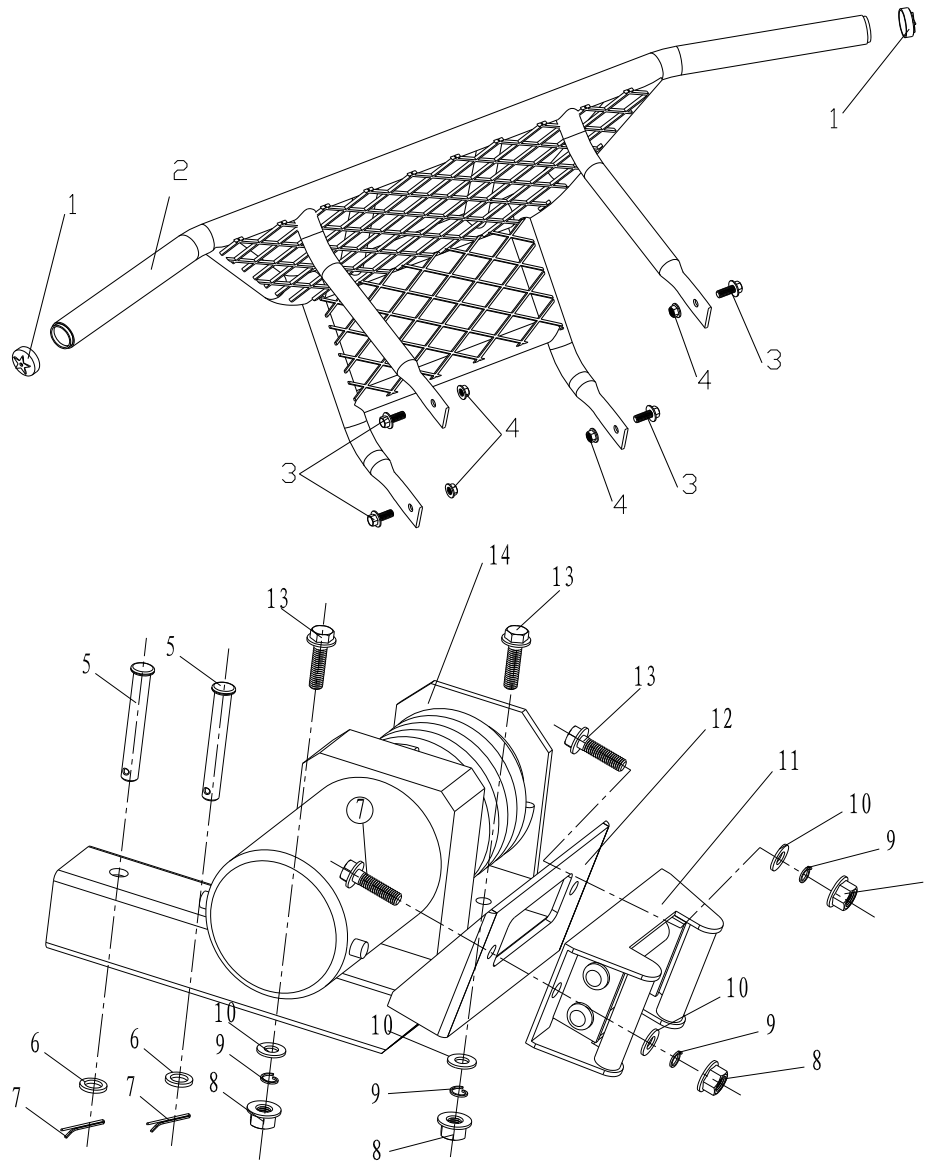
Ref	Part No.	Part Description	Qty	Comments
1	GB/T5787-1986	Flange nut M10*1.25*45	20	
2	GB/T6177.1-2000	Flange bolt M10*1.25	20	
3	S650.01.02.02.00	Right roll bar	1	
4	S650.01.02.03.00	Up roll bar	2	
5	S650.01.02.04.00	Lower roll bar	1	
6	S650.01.02.01.00	Left roll bar	1	

## 20 Front protect bar and electrical winch



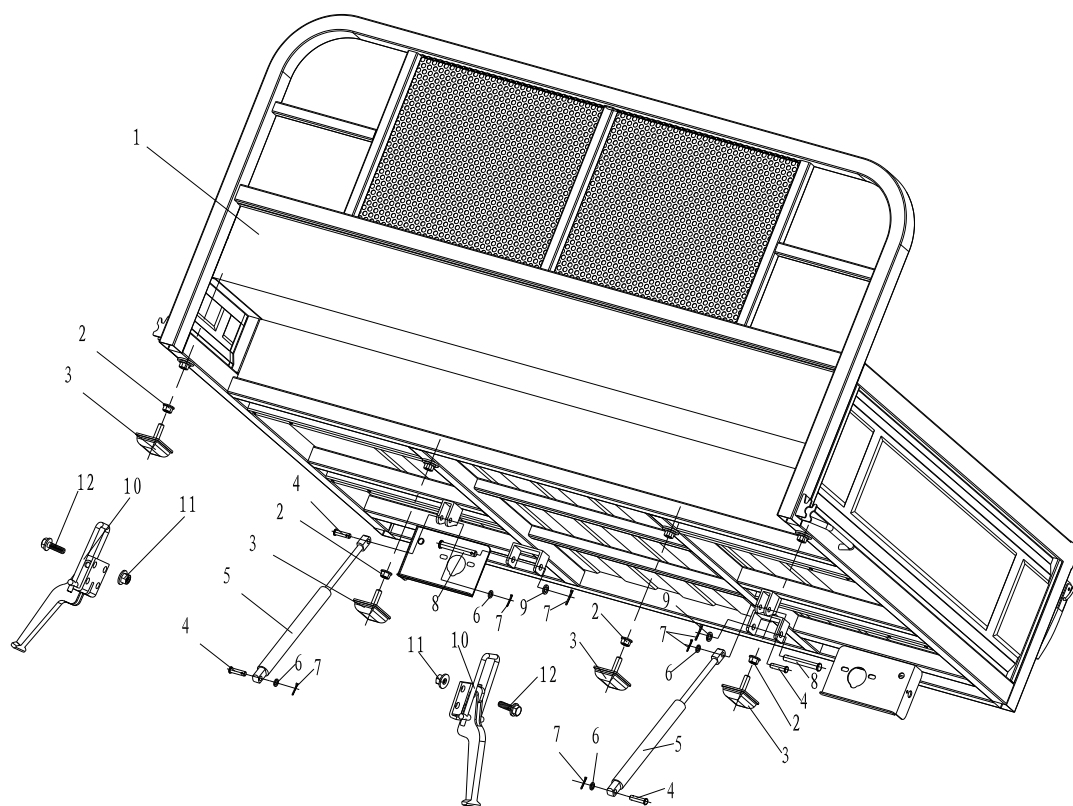
Ref	Part No.	Part Description	Qty	Comments
1	S650.01.03.00.01	Decorative cover	2	
2	S650.01.03.01.00	Front protect bar	1	
3	GB/T5787-1986	Flange bolt M10*1.25*25	4	
4	GB/T6177.1-2000	Flange nut M10*1.25	4	
5	GB/T882	Pivot pin 10*70	2	
6	GB/T95	Flat washer Ø10	2	
7	GB/T91-2000	Cotter pin Ø3.2*30	2	

## 20 Front protect bar and electrical winch



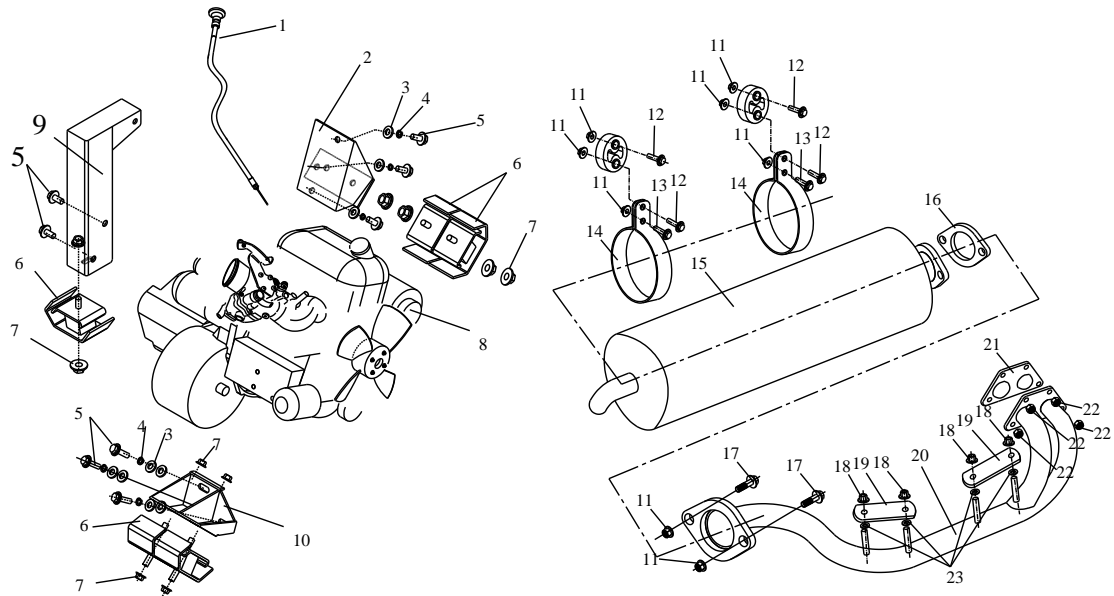
Ref	Part No.	Part Description	Qty	Comments
8	GB/T6177.1-2000	Nut self-lock M8	4	
9	GB/T96-1987	Spring washer Ø8	4	
10	GB/T95	Flat washer Ø8	4	
11	S650.06.12.02.00	Wire cable guide	1	
12	S650.01.05.00.00	Mount of electrical winch	1	
13	GB/T5787-1986	Flange bolt M8*25	4	
14	S650.06.12.01.00	Electrical winch	1	

## 21 Cargo bed



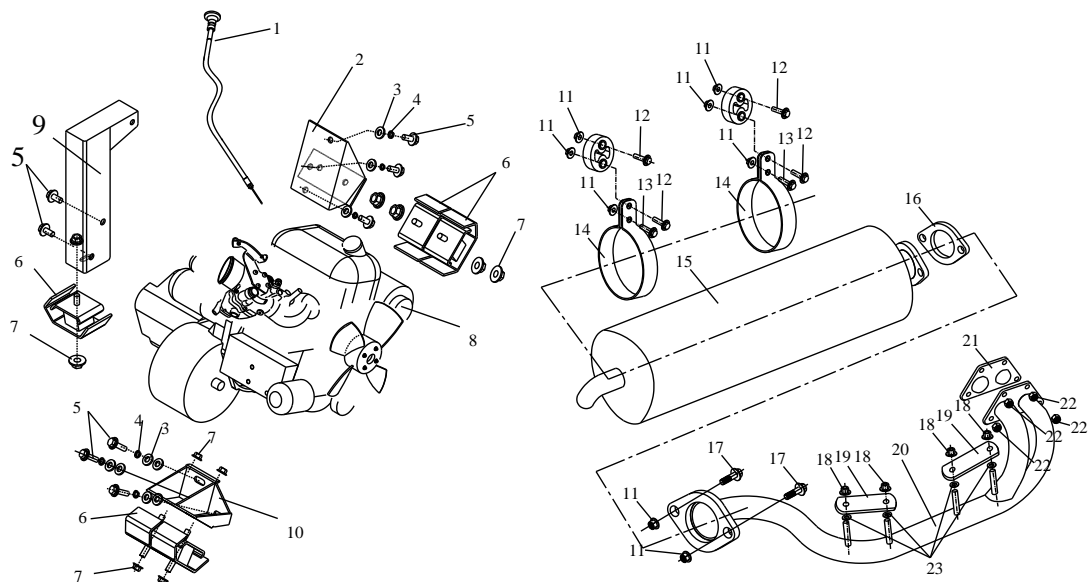
Ref	Part No.	Part Description	Qty	Comments
1	S650.01.04.00.00	Cargo bed	1	
2	GB/T6177.1-2000	Flange nut M10*1.25	4	
3	S650.02.03.02.00	Rubber bumper	4	
4	GB/T882	Pivot pin 8*30	4	
5	S650.02.03.01.00	Air spring	2	
6	GB/T95	Flat washer Ø8	4	
7	GB/T91-2000	Cotter pin Ø3.2*30	6	
8	GB/T882	Pivot pin 10*70	2	
9	GB/T95	Flat washer Ø10	2	
10	S650.09.01.07.00	Release lever	2	
11	GB/T6177.1-2000	Flange nut M6	8	
12	GB/T5787-1986	Flange bolt M6*20	8	

## 22 Engine and muffler mount assy



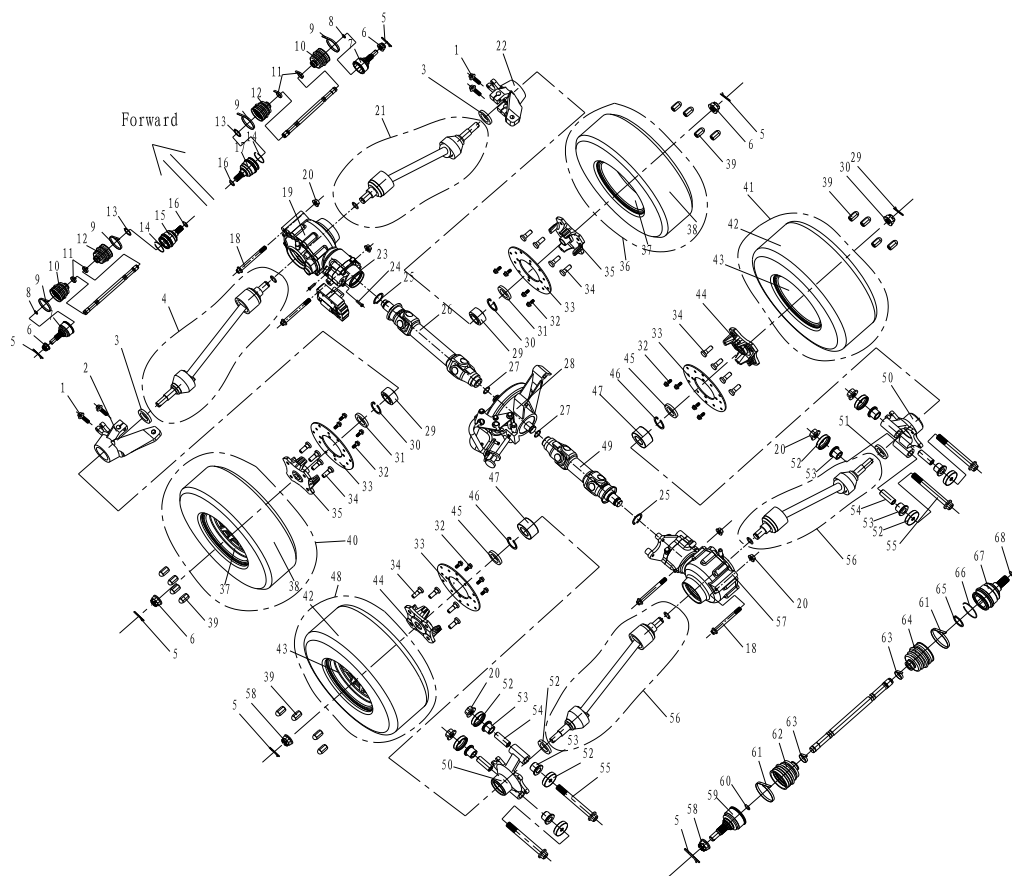
Ref	Part No.	Part Description	Qty	Comments
1	S650.04.01.05.00	Choke cable	1	
2	S650.04.01.03.00	Engine mount ,Right	1	
3	GB/T95	Flat washer Ø10(11*20*2)	16	
4	GB/T96-1987	Spring washer Ø10	8	
5	GB/T5787-1986	Flange bolt M10*1.25*25	8	
6	D650.04.01.00.01	Engine rubber bumper	5	
7	GB/T6177.1-2000	Flange nut M10*1.25	10	
8	S650.04.01.00.00	Engine (LJ276M)	1	
9	S650.04.01.02.00	Engine mount ,front	1	
10	D650.04.01.04.00	Engine mount ,rear	1	
11	GB/T6177.1-2000	Nut, self-lock M8	8	
12	GB/T5787-1986	Flange bolt M8*40	4	
13	GB/T5787-1986	Flange bolt M8*25	2	

## 22 Engine and muffler mount assy



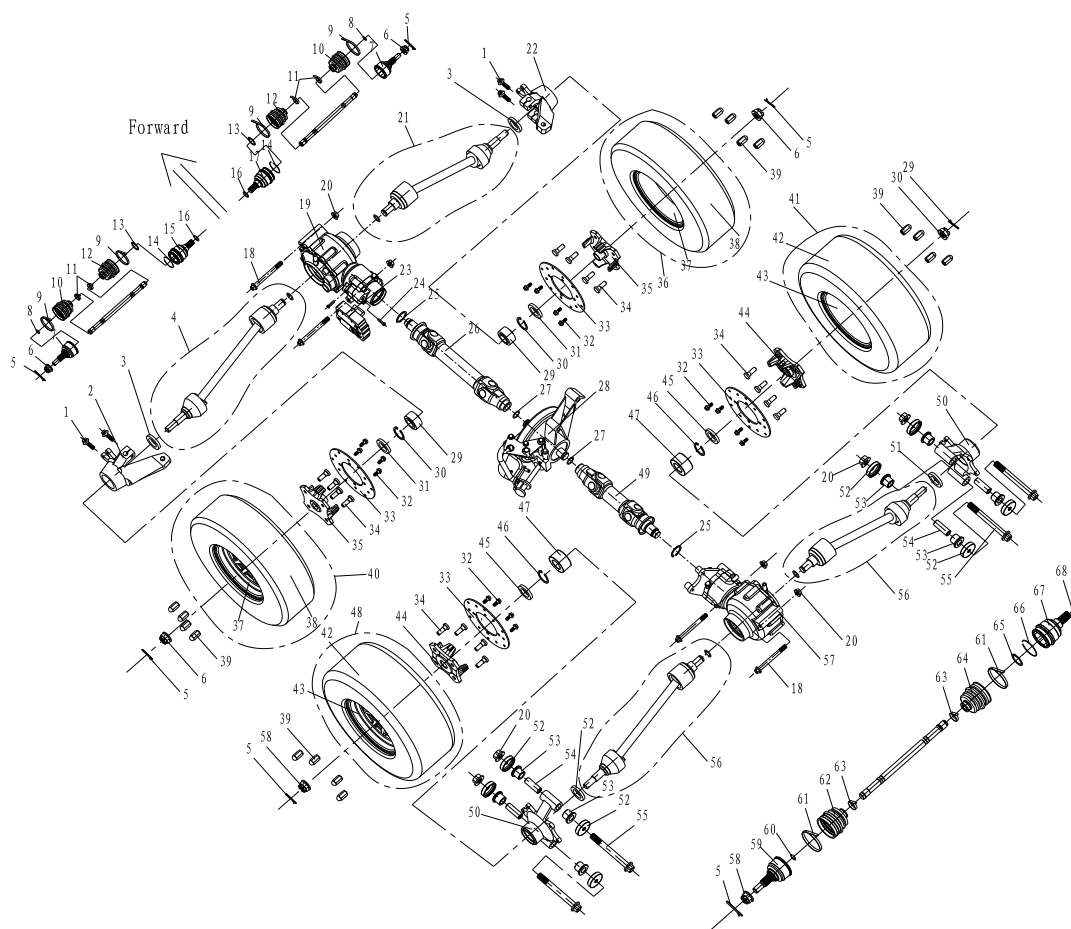
Ref	Part No.	Part Description	Qty	Comments
14	S650.04.04.03.00	Mount ,exhaust pipe	2	
15	S650.04.04.01.00	Muffler	1	
16	D650.04.04.00.09	Carbon bush	1	
17	GB/T5787-1986	Flange bolt M8*35	2	
18	GB/T6177.1-2000	Nut, self-lock M6	5	
19	S650.04.04.03.01	Heat insulation guard	2	
20	S650.04.04.02.00	Exhaust pipe	1	
21	270Q-06006	Exhaust gasket ,engine	1	
22	GB/T6173-2000	Nut M8	4	
23	D650.04.04.00.06	Lock washer	4	
24				
25				
26				

## 23 Driven system



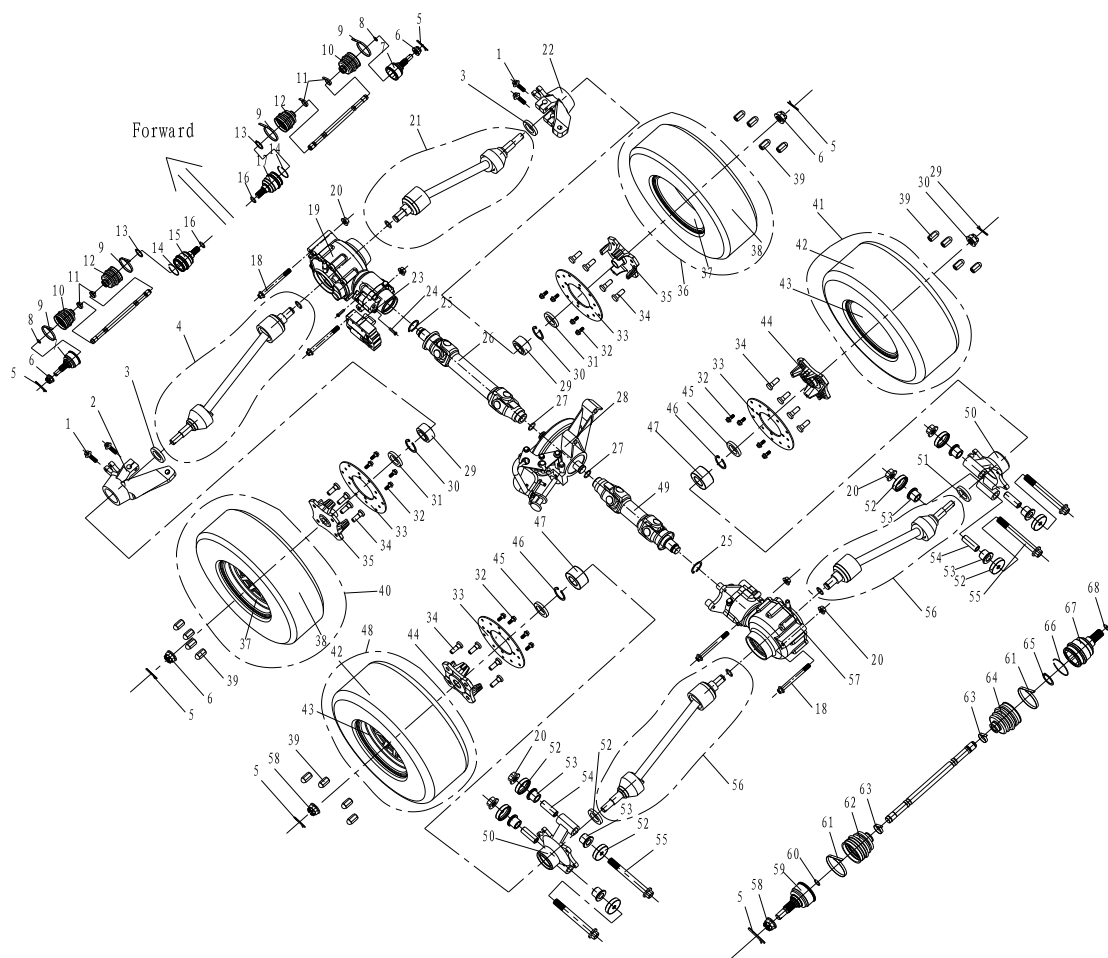
Ref	Part No.	Part Description	Qty	Comments
1	GB/T5787-1986	Flange bolt M10*35	4	
2	S650.03.01.00.04	Stub axle ,FL	1	
3	D650.03.01.00.06	Seal 40*58*7*5	2	
4	S650.03.01.02.00	Propellers shaft ,FL	1	5~23
5	GB/T91-2000	Cotter pin 4*40	1	
6	S650.03.01.02.01	Nut M18*1.5	2	
7	S650.03.01.02.02	Bell type housing	1	
8	S650.03.01.02.03	Circlip	1	
9	S650.03.01.02.04	Seal retainer,bigger	2	
10	S650.03.01.02.05	Boot	1	
11	S650.03.01.02.06	Seal retainer, smaller	2	

## 23 Driven system



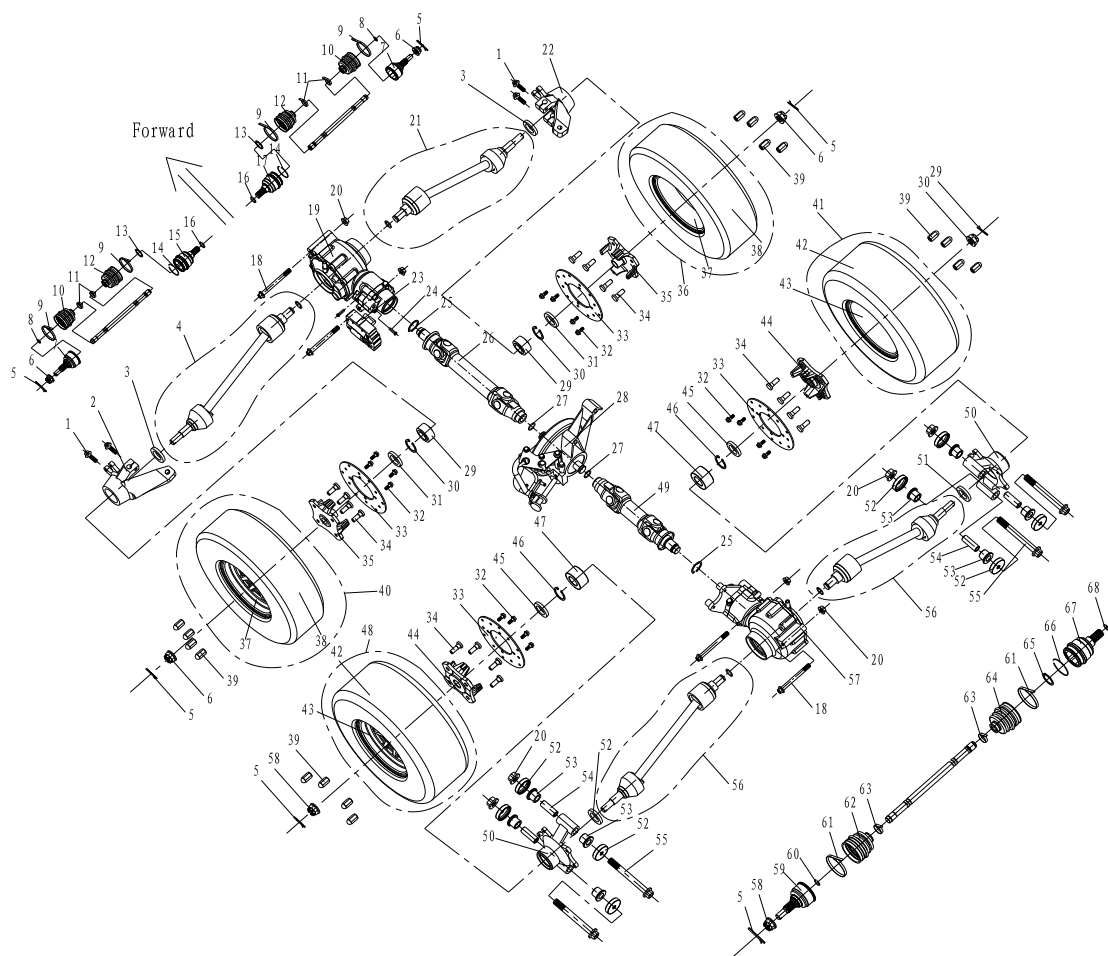
Ref	Part No.	Part Description	Qty	Comments
12	S650.03.01.02.07	boot	2	
13	GB/T893.2-1986	Circlip Ø20,external	1	
14	S650.03.01.02.08	Circlip , bigger	1	
15	S650.03.01.02.09	Bell type housing ,FL	1	
16	S650.03.01.02.10	Circlip	1	
17	S650.03.01.03.01	Bell type housing ,FR	1	
18	GB/T5787-1986	Flange bolt M12*1.25*120	4	
19	S650.03.01.05.00	Front main reducer	1	
20	GB/T6177.1-2000	Flange nut M12*1.25	4	
21	S650.03.01.03.00	Propellers shaft ,FR	1	5~14、 16、 17

## 23 Driven system



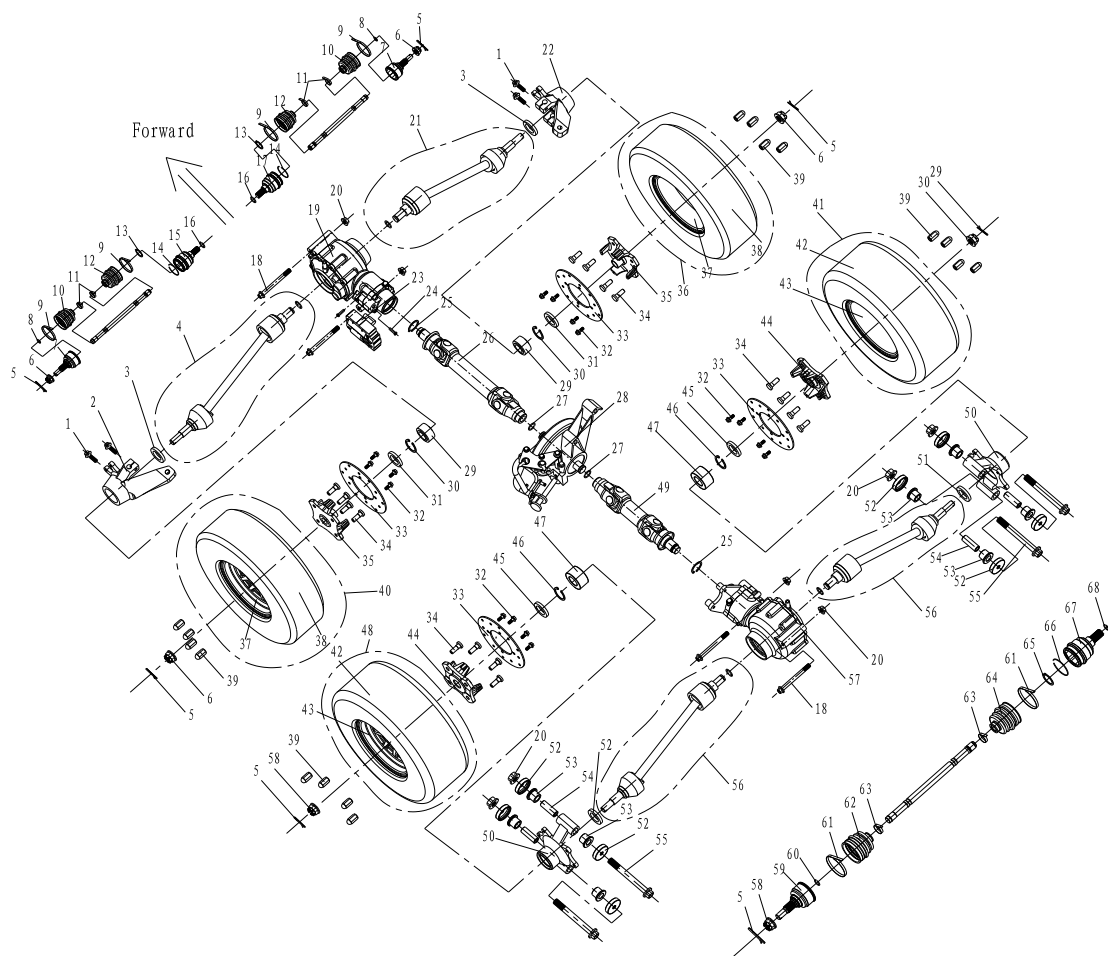
Ref	Part No.	Part Description	Qty	Comments
22	S650.03.01.00.05	Stub axle ,FR	1	
23	S650.06.09.00.00	Electric locker for 2 to 4WD	1	
24	S650.09.01.00.01	Bolt	2	
25	GB/T893.2-1986	Circlip Ø 30, external	2	
26	S650.03.03.01.00	Inboard slip driveshaft ,F	1	
27	GB/T895.2-1986	Circlip	2	
28	S650.04.01.01.00	Engine LJ276-M	1	
29	D650.03.01.00.05	Bear	2	
30	GB/T893.2-1986	Clrclip Ø 55, internal	2	
31	D650.03.01.00.04	Seal 40*55*6	2	

## 23 Driven system



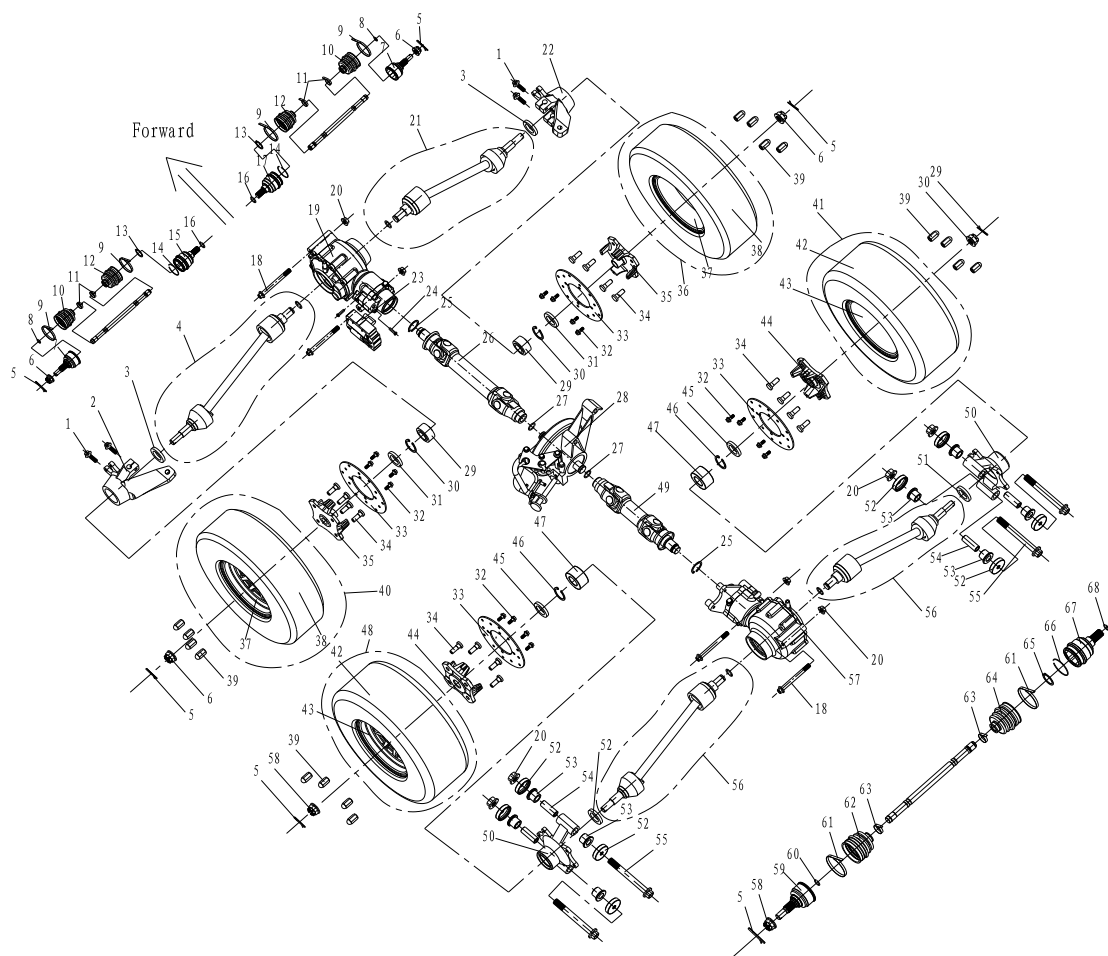
Ref	Part No.	Part Description	Qty	Comments
32	GB/T5787-1986	Flange bolt M18*16	16	
33	D650.03.02.00.05	Brake disc	4	
34	S650.03.01.00.01	Bolt M12*1.5,hub	16	
35	S650.03.01.00.03	Front hub	2	
36	S650.03.01.04.00	Wheel 25*8-12,FR	1	37、 38
37	S650.03.01.01.01	Front wheel rim 12*6	1	
38	S650.03.01.01.02	Front tyre	2	
39	S650.03.01.00.02	Nut M12*1.5, hub	16	
40	S650.03.01.01.00	Wheel 25*8-12,FL	1	37、 38
41	S650.03.02.01.00	Wheel 25*10-12,RR	1	42、 43
42	S650.03.02.01.02	Rear tyre	2	

## 23 Driven system



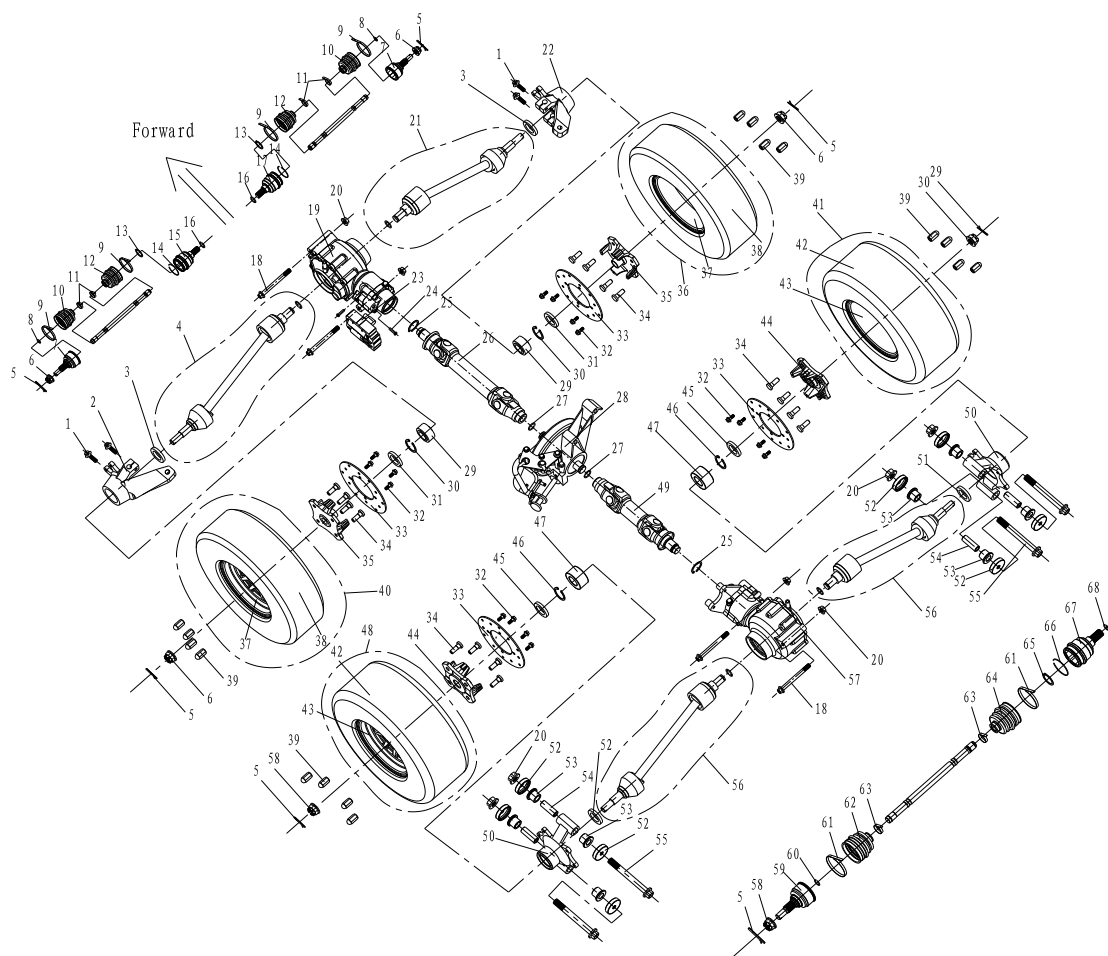
Ref	Part No.	Part Description	Qty	Comments
43	S650.03.02.01.01	Rear wheel rim 12*8	2	
44	S650.03.02.00.03	Rear hub	2	
45	GB/T3452.1-1992	Seal FB 45*65*8	2	
46	GB/T893.2-1986	Clrclip Ø 65, internal	2	
47	Peer	Bear 35*65*35	2	
48	S650.03.02.04.00	Wheel 25*10-12 ,RR	1	42 、 43
49	S650.03.03.02.00	Inboard slip driveshaft ,R	1	
50	S650.03.02.00.04	Rear shaft carrier	2	
51	GB/T3452.1-1992	Seal FB 42*62*8	2	
52	S650.02.01.00.03	Seal	8	
53	S650.03.02.00.01	Bush	4	

## 23Driven system



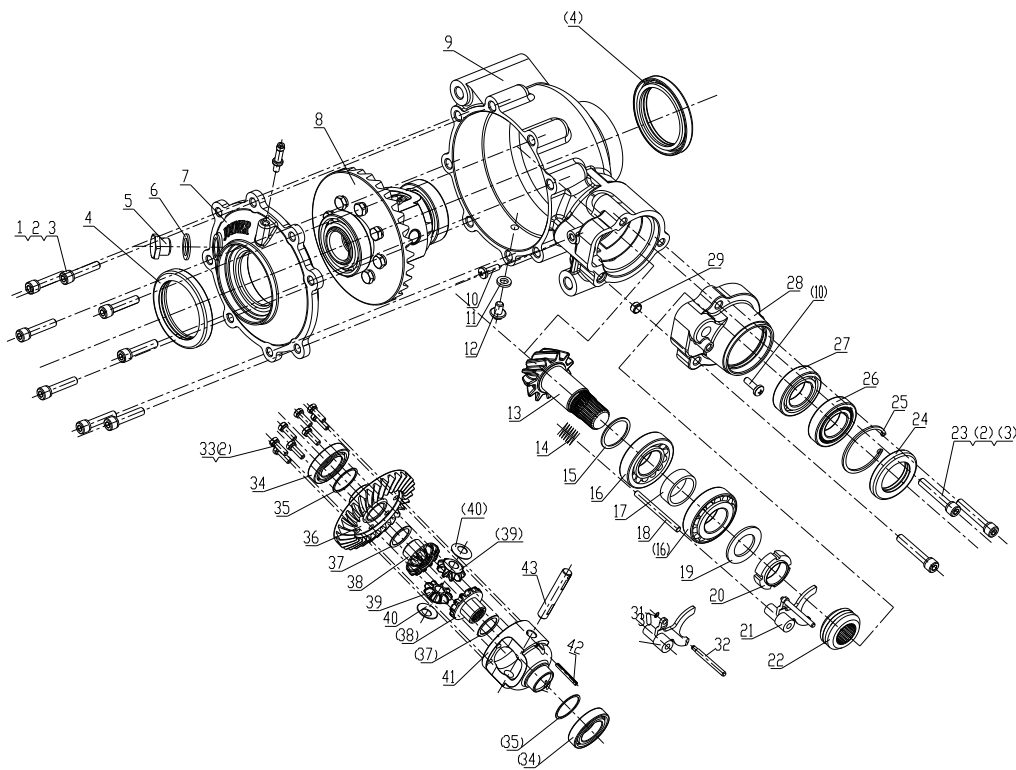
Ref	Part No.	Part Description	Qty	Comments
54	S650.03.02.00.02	Spacer	4	
55	GB/T5787-1986	Flange bolt M12*1.25*105	4	
56	S650.03.02.02.00	Propellers shaft ,R	2	5、 58~68
57	S650.03.02.03.00	Rear main reducer	1	
58	S650.03.02.02.01	Nut ,M24*1.5	1	
59	S650.03.02.02.02	Bell type housing	1	
60	S650.03.02.02.03	Circlip ,smaller	1	
61	S650.03.02.02.04	Seal retainer ,bigger	2	
62	S650.03.02.02.05	Boot ,	1	
63	S650.03.02.02.06	Seal retainer ,smaller	2	
64	S650.03.02.02.07	Boot ,inner	1	

## 23 Driven system



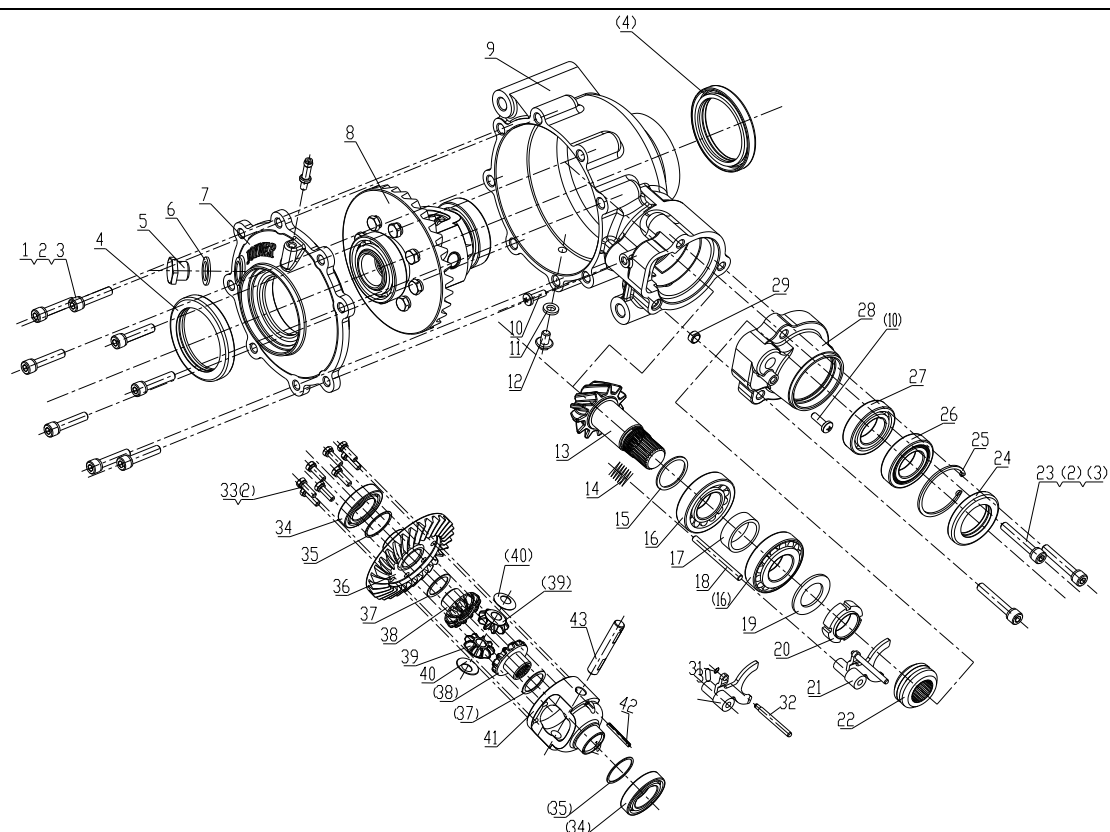
Ref	Part No.	Part Description	Qty	Comments
65	S650.03.02.02.08	Circlip Ø 24 ,external	1	
66	GB/T893.2-1986	Circlip , external	1	
67	S650.03.02.02.09	Bell type housing	1	
68	S650.03.02.02.10	Circlip , smaller	1	

## 24 Front main reducer (Front differential)



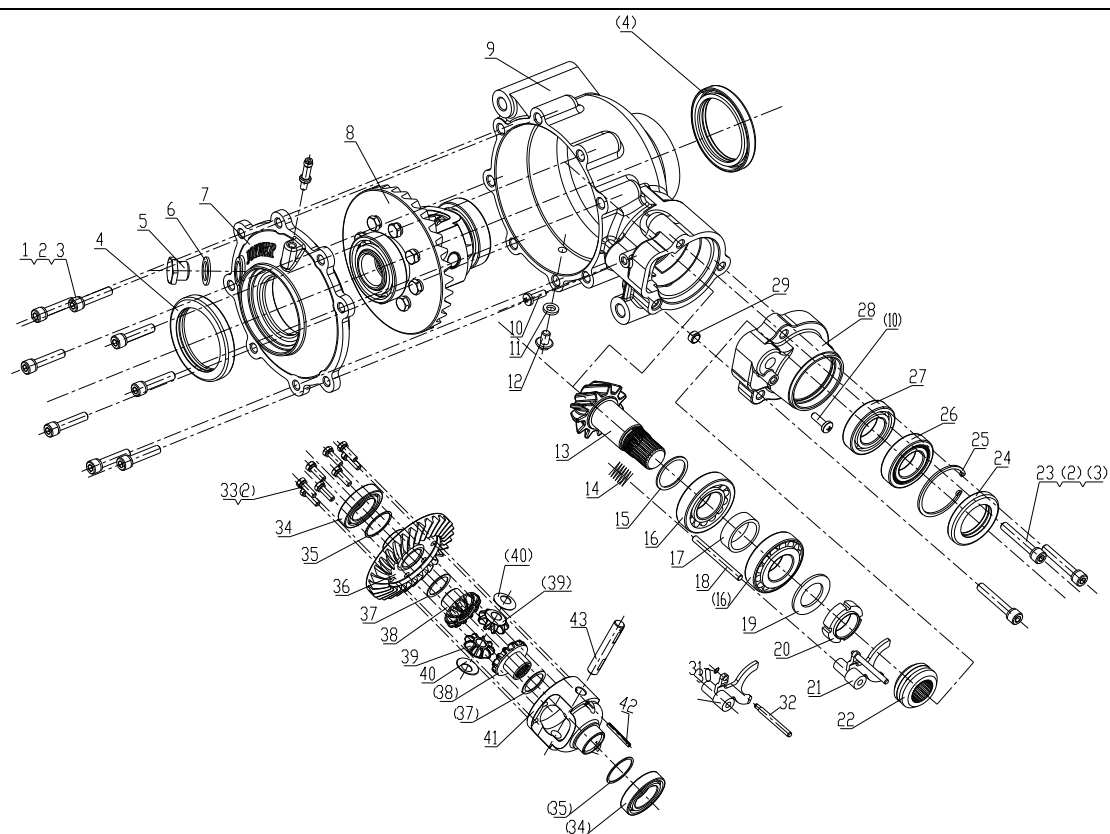
Ref	Part No.	Part Description	Qty	Comments
1	GB/T70.1-2000	Hex bolt M8*40	8	
2	GB/T293-1987	Spring washer Ø8	19	
3	GB/T95	Flat washer Ø8	3	
4	GB/T3452.1-1992	Seal FB 65*85*10	2	
5	10006	Bolt	1	
6	10005	Washer	1	
7	10003	Seat for out	1	
8	11000	Differential gear mount	1	33~43
9	10002	Main case	1	
10	S650.09.01.00.01	Bolt M6	2	
11	10015	washer	1	
12	GB/T5786-1986	Nut A M8*16	1	
13	10007	Gear ,enter	1	

## 24 Front main reducer



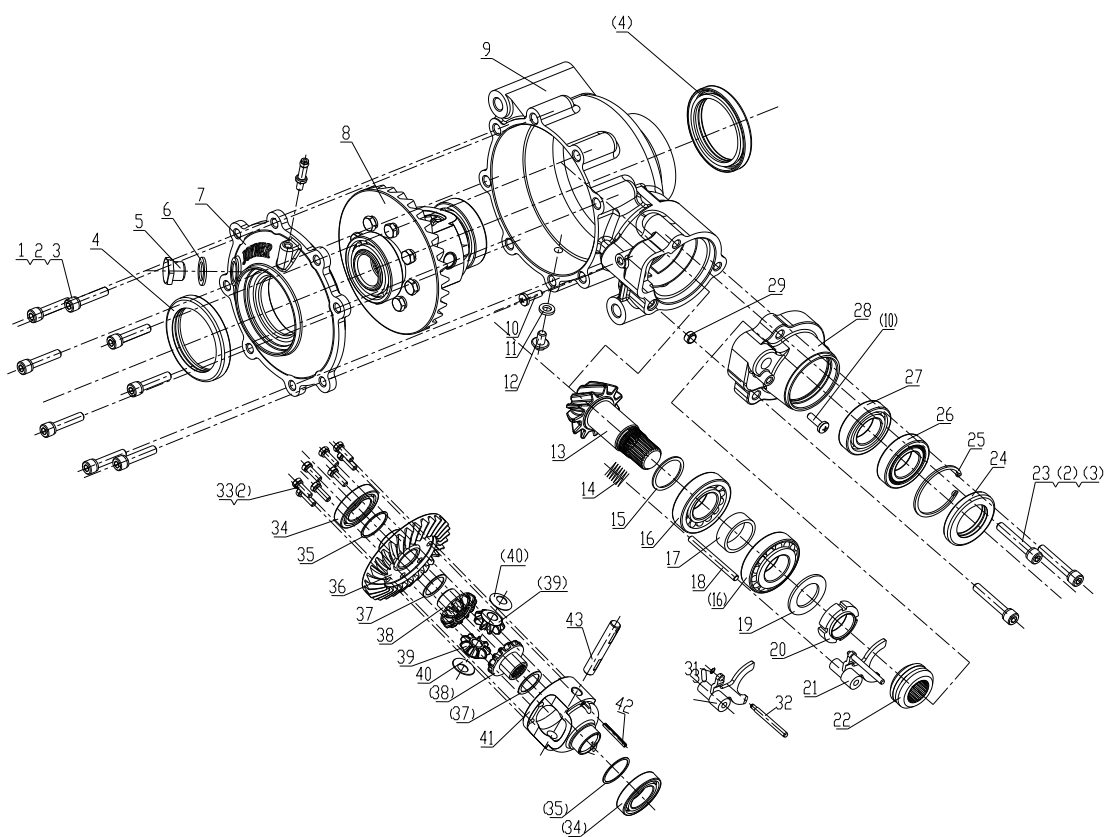
Ref	Part No.	Part Description	Qty	Comments
14	10017	Spring	1	
15	10008	Adjust washer	1	
16	GB/T297-1994	Bear 30206/p6	2	
17	10009	Spacer	1	
18	10016	Shaft of fork	1	
19	10010	Washer	1	
20	10011	Nut	1	
21	12000	Fork mount	1	30、31、32
22	10012	Slip gear	4	
23	GB/T70.1-2000	Hex bolt M8*50	8	
24	GB/T3452.1-1992	Seal FB 38*58*8	1	
25	GB/T893.1-1986	Circlip Ø 65, internal	1	
26	GB/T296-1994	Bear 6006/P6-RS	1	

## 24 Front main reducer



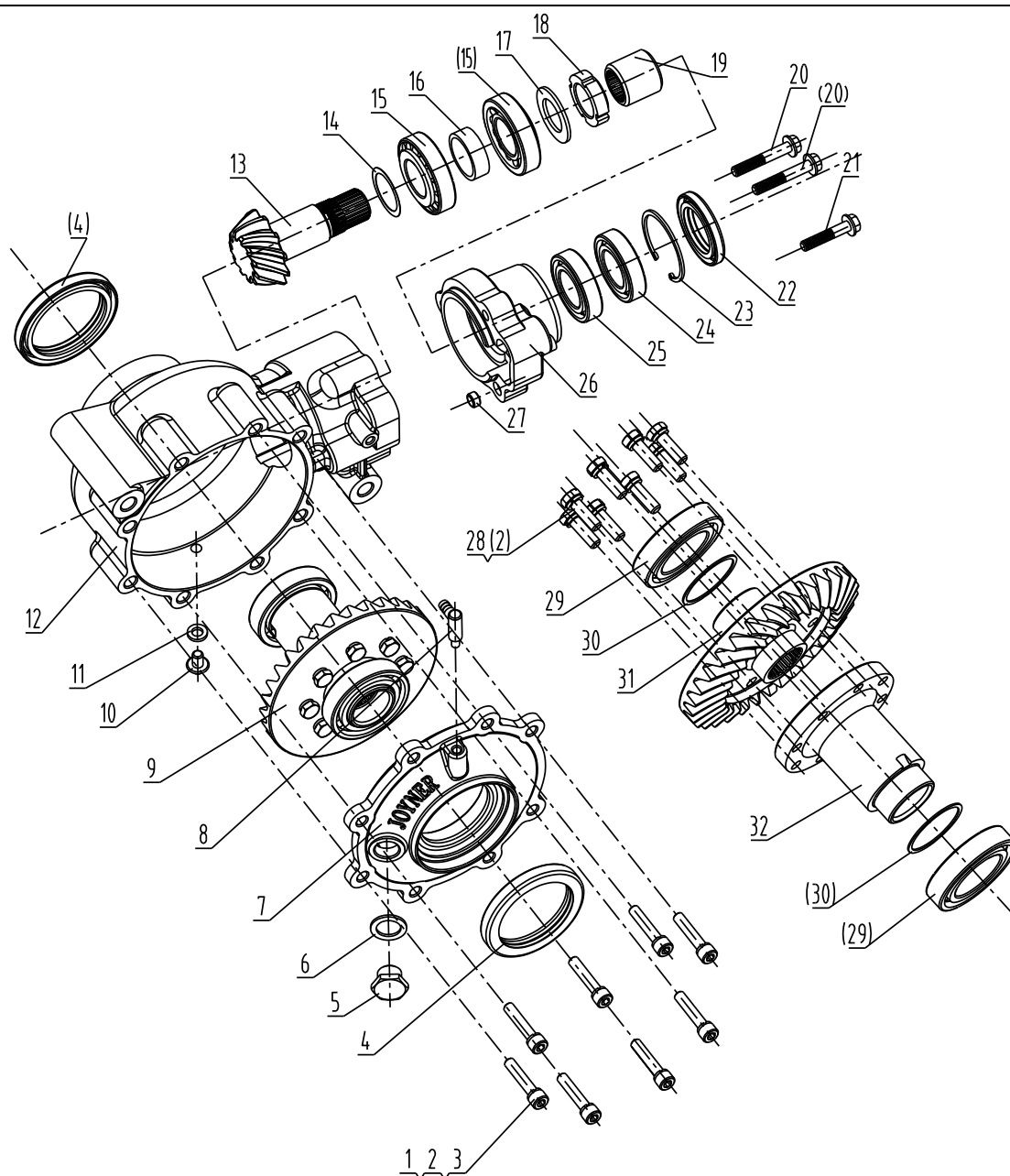
Ref	Part No.	Part Description	Qty	Comments
27	GB/T296-1994	Bear 6006/P6	1	
28	10001	Seat for enter	1	
29	10014	Spacer	1	
30	12001	Fork	1	
31	GB/T893.1-1986	Circlip Ø 65, external	1	
32	12002	Sensitive shaft	1	
33	GB/T5783-2000	Bolt M8*25	8	
34	GB/T292-1992	Bear 7008AV/P6	2	
35	10004	Adjust washer	1	
36	11001	Driven gear	1	
37	11002	Thrust washer	2	
38	11003	Side gear	2	
39	11004	Plant gear	2	

## 24 Front main reducer



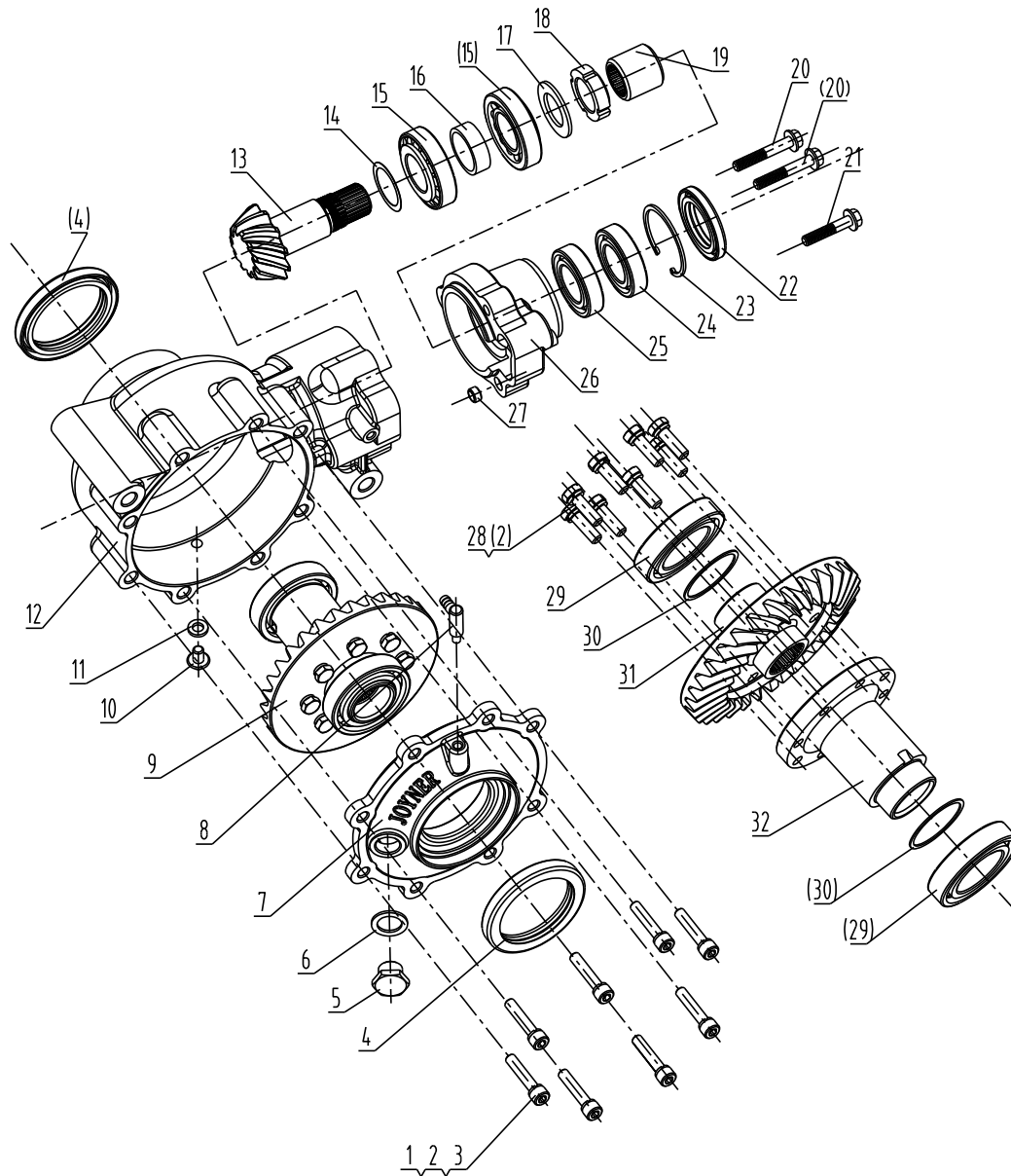
Ref	Part No.	Part Description	Qty	Comments
40	11005	Adjust washer of plant gear	2	
41	11007	Differential case	1	
42	GB/T879.1-2000	pin 5*45	1	
43	11006	Pinion shaft		
44				
45				

## 25 Rear main reducer



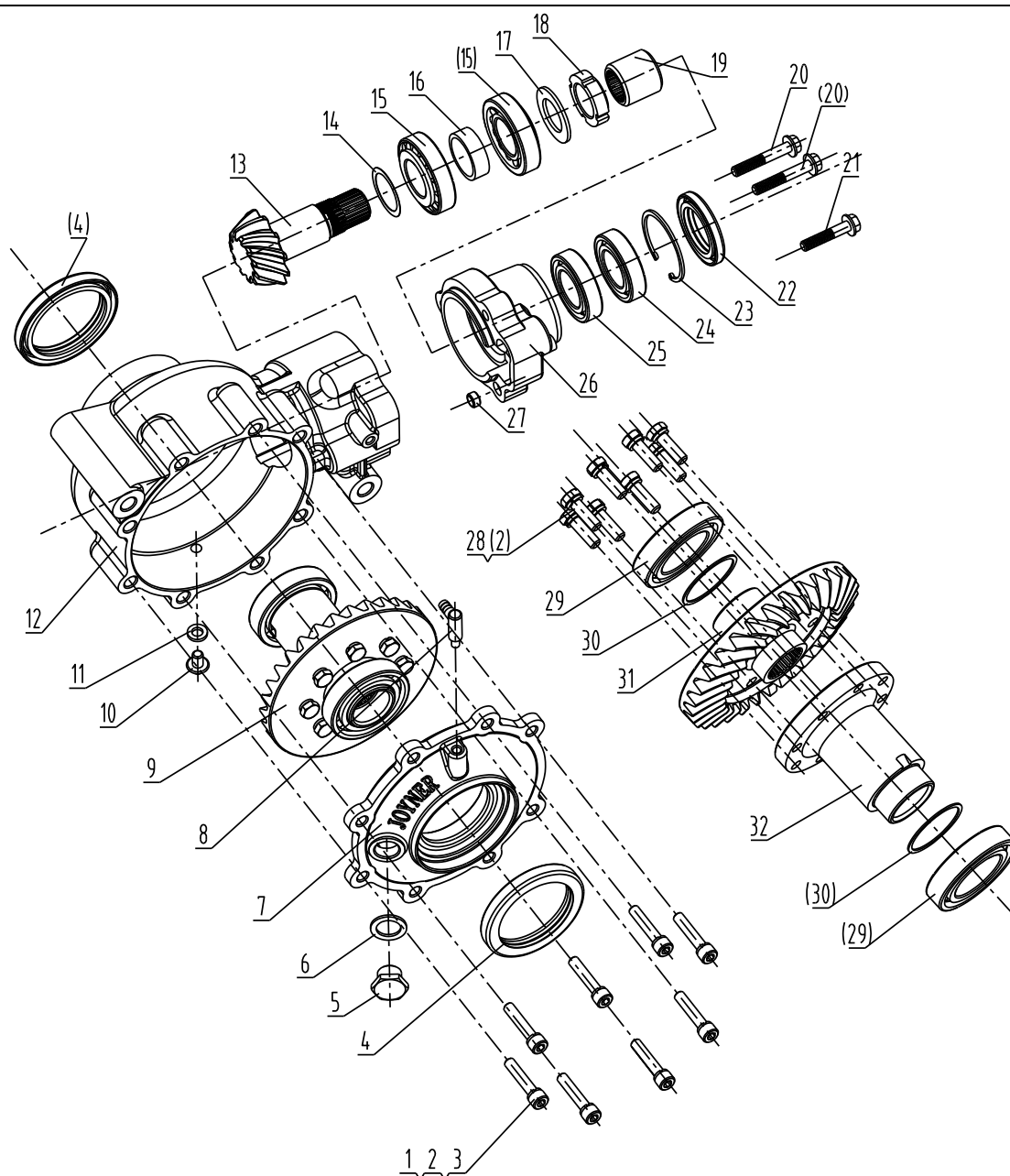
Ref	Part No.	Part Description	Qty	Comments
1	GB/T70.1-2000	Hex bolt M8*40	8	
2	GB/T96-1987	Spring washer Ø8	19	
3	GB/T95	Flat washer Ø8	12	
4	GB/T3452.1-1992	Seal FB 65*85*10	2	
5	10006	Bolt	1	
6	10005	Washer	1	

## 25 Rear main reducer



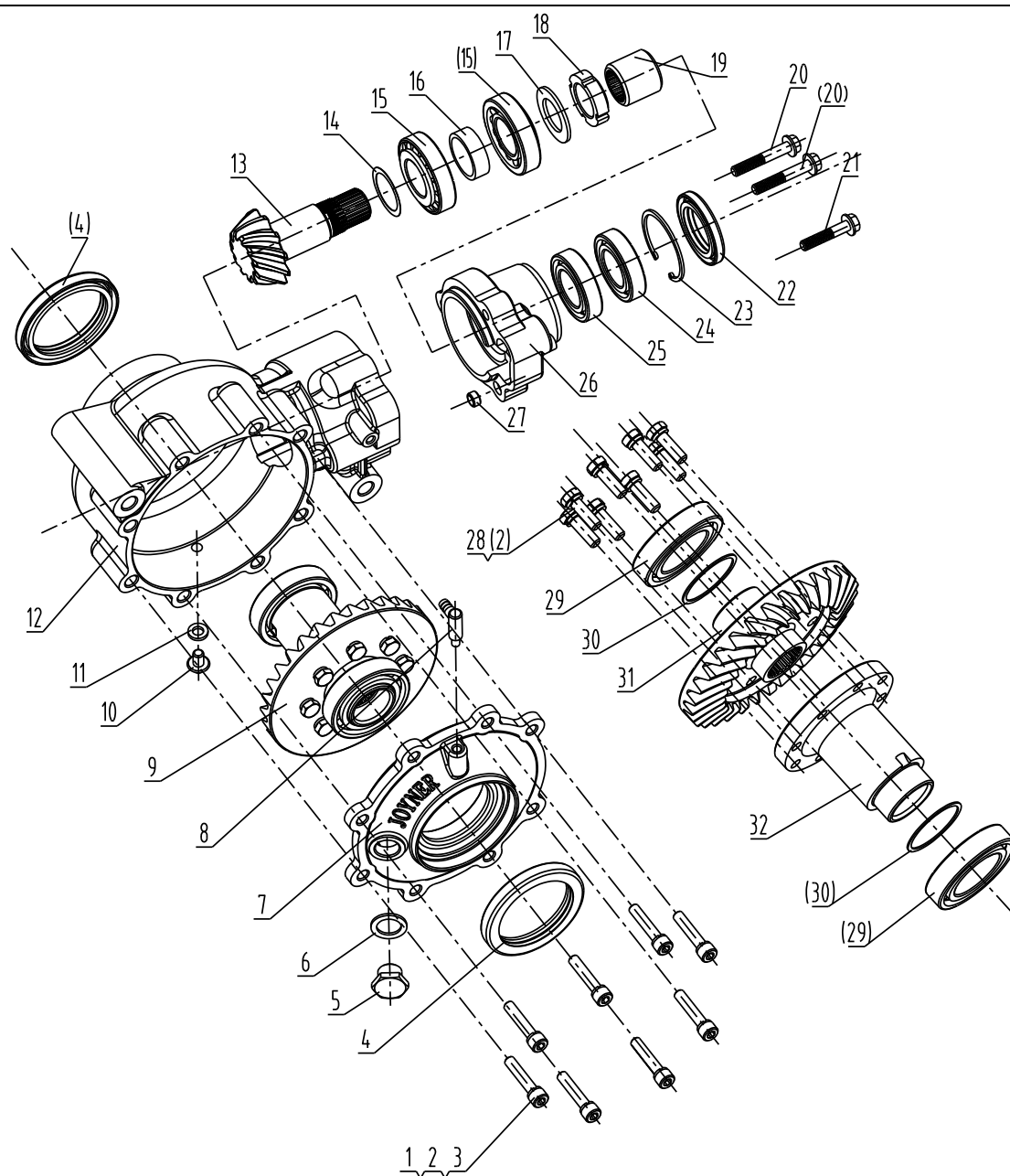
Ref	Part No.	Part Description	Qty	Comments
7	10003	Seat for out	1	
8	10013	vent-plug	1	
9	21000	Driven gear mount	1	28~32
10	GB/T5786-1986	Nut A M8*16	1	
11	10015	washer	1	
12	10002	Main case	1	

## 25 Rear main reducer



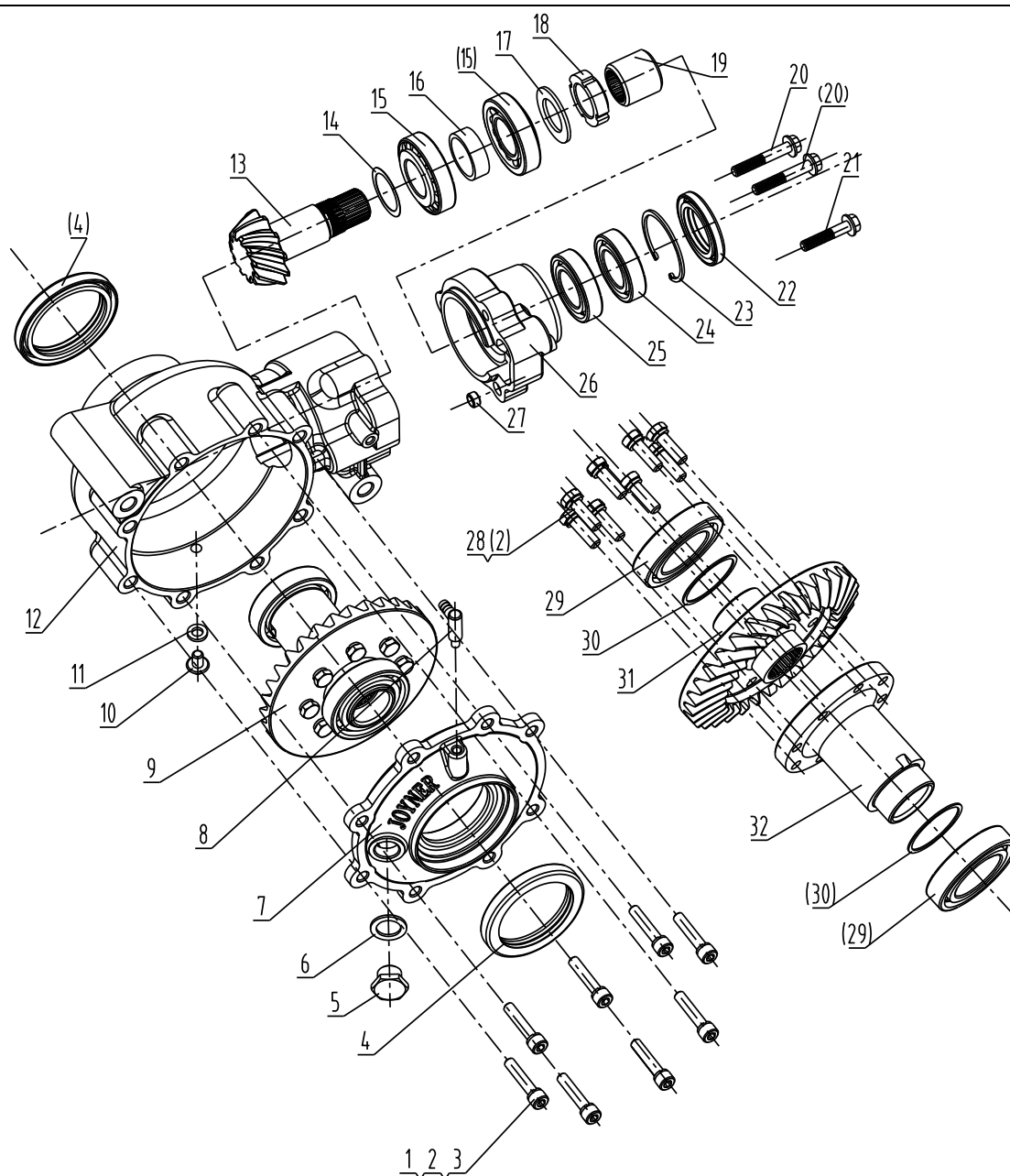
Ref	Part No.	Part Description	Qty	Comments
13	20002	Gear ,enter	1	
14	10008	Adjust washer	2	
15	GB/T297-1994	Bear 30206/P6	2	
16	10009	Spacer	1	
17	10010	Washer	1	
18	10011	Nut	1	

## 25 Rear main reducer



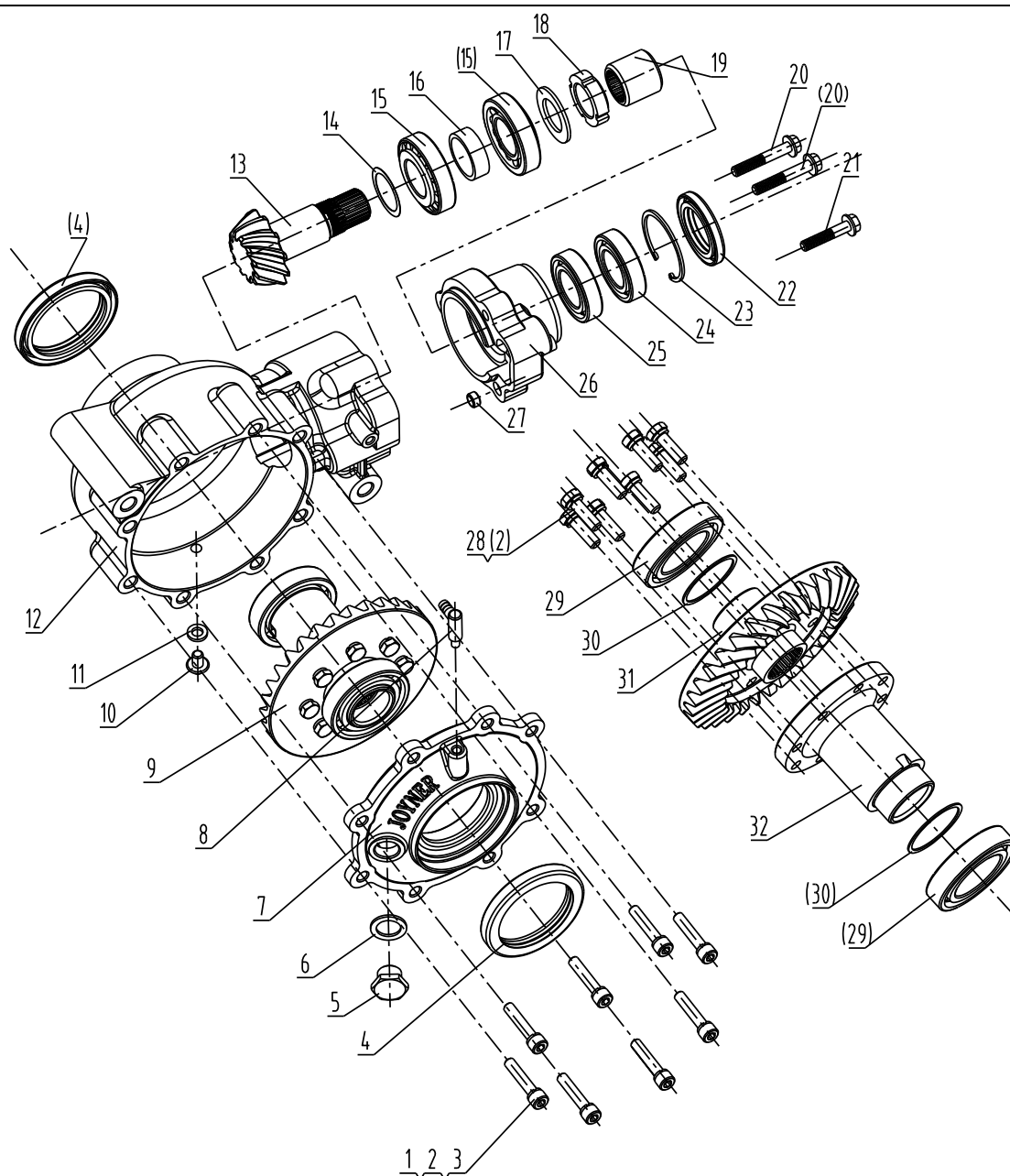
Ref	Part No.	Part Description	Qty	Comments
19	20003	Slip gear	1	
20	GB/T5787-1986	Flange bolt M8*50	2	
21	GB/T5787-1986	Flange bolt M8*40	1	
22	GB/T3452.1-1992	Seal FB 38*58*8	1	
23	GB/T893.1-1986	Circlip Ø 55 , internal	1	
24	GB/T296-1994	Bear 6006/P6	1	

## 25 Rear main reducer



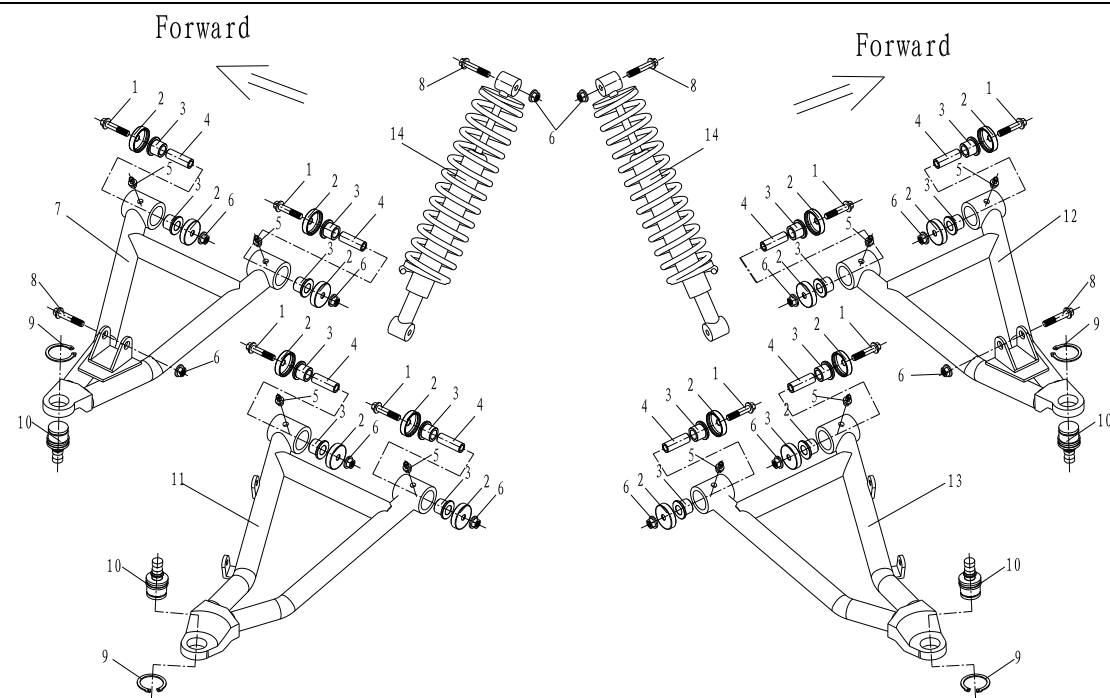
Ref	Part No.	Part Description	Qty	Comments
25	GB/T296-1994	Bear 6006/P6-RS	1	
26	20001	Seat for enter	1	
27	10014	Spacer	1	
28	GB/T5783-2000	Bolt M8*25	8	
29	GB/T292-1992	Bear 7008AV	2	
30	10014	Adjust washer	2	

## 25 Rear main reducer



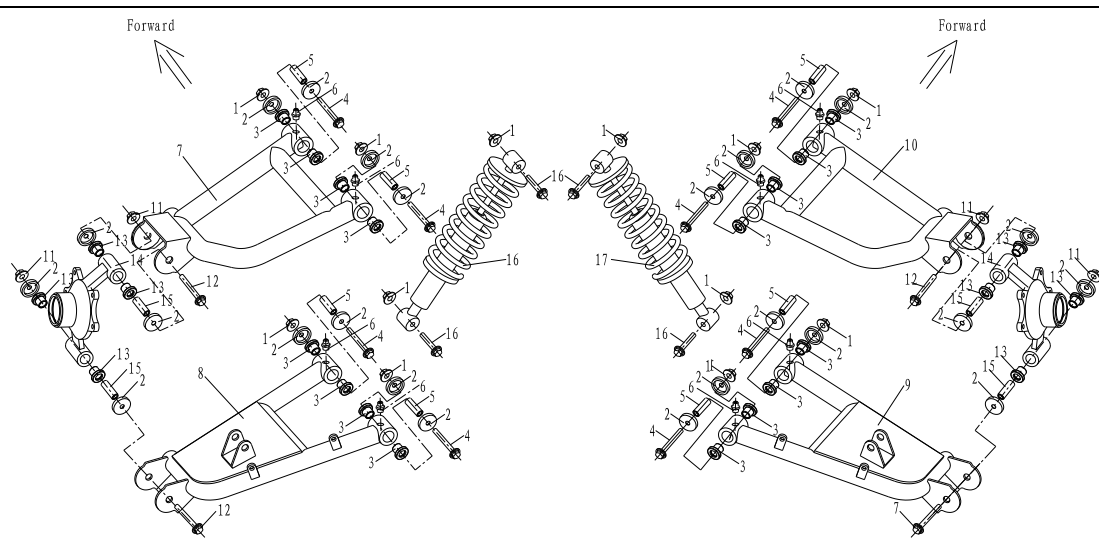
Ref	Part No.	Part Description	Qty	Comments
31	21001	driven gear	1	
32	21002	joint shaft of driven gear	1	
33				
34				

## 26 Front suspension system



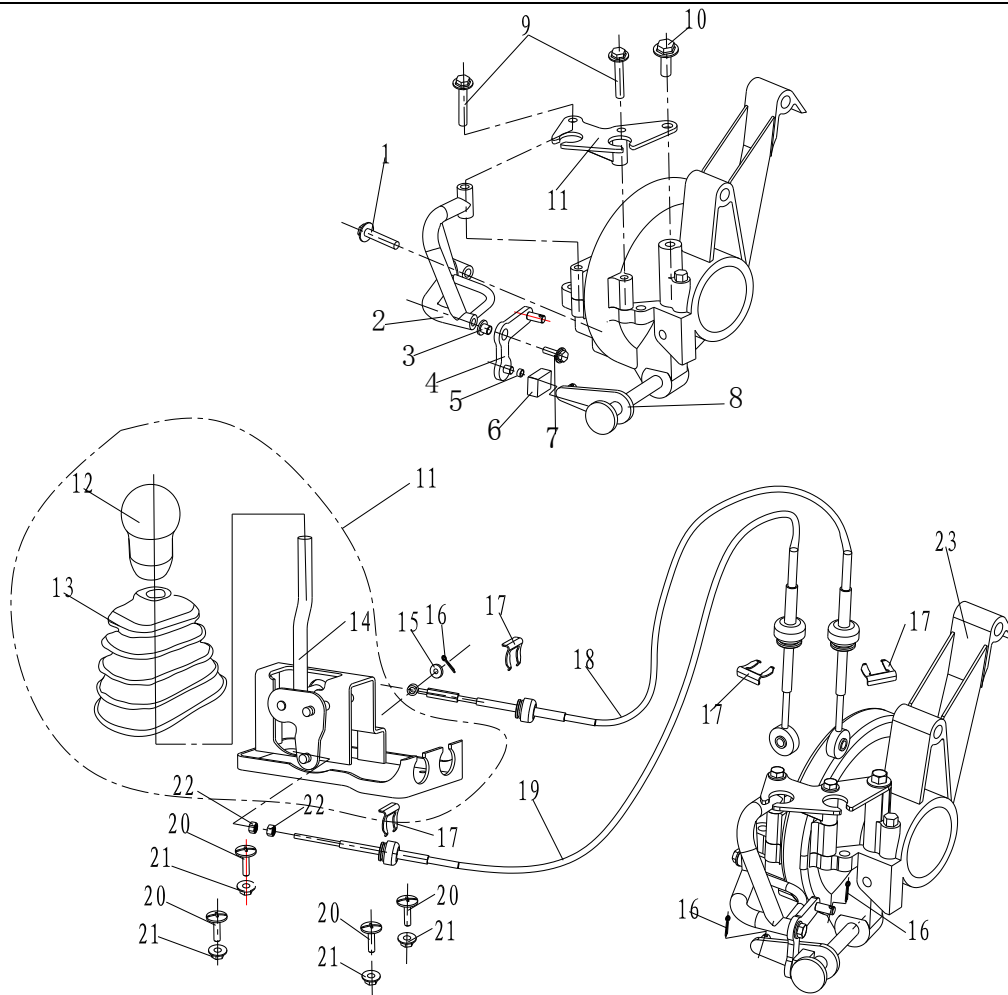
Ref	Part No.	Part Description	Qty	Comments
1	GB/T5787-2000	flange bolt M12*1.5*85	8	
2	S650.02.01.00.03	Seal Ø54	16	
3	S650.02.01.00.01	Bear	16	
4	S650.02.01.00.02	Spacer	8	
5	GB/T1152	blowhole M8	8	
6	GB/T6177.1-2000	flange nut M12*1.5	12	
7	S650.02.01.03.00	Suspension arm ,upper , FL	1	
8	GB/T5787-2000	flange bolt M12*1.5*60	4	
9	GB/T894.2-1986	Circlip Ø34 ,external	4	
10	S650.02.01.01.00	Ball joint	4	
11	S650.02.01.04.00	Suspension arm ,lower , FL	1	
12	S650.02.01.06.00	Suspension arm ,upper , FR	1	
13	S650.02.01.05.00	Suspension arm ,lower , FR	1	
14	S650.02.01.02.00	Front shock	2	

## 27 Rear suspension system



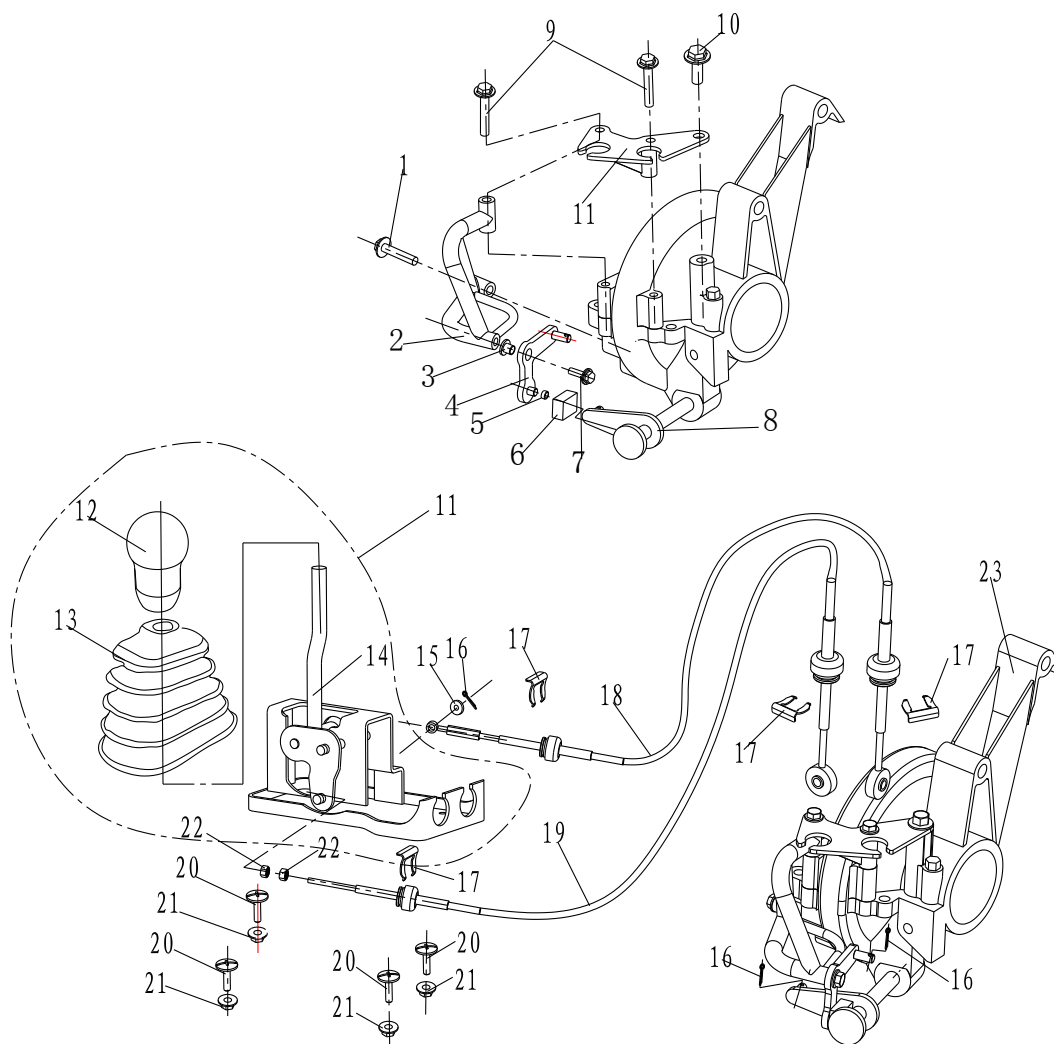
Ref	Part No.	Part Description	Qty	Comments
1	GB/T6177.1-2000	flange nut M12*1.5	12	
2	S650.02.01.00.03	Seal Ø54	24	
3	S650.02.01.00.01	Bear	16	
4	GB/T5787-2000	flange bolt M12*1.5*85	8	
5	S650.02.01.00.02	Spacer	8	
6	GB/T1152	blowhole M8	8	
7	S650.02.02.02.00	Suspension arm , upper , RL	1	
8	S650.02.02.03.00	Suspension arm , lower , RL	1	
9	S650.02.02.04.00	Suspension arm , lower , RR	1	
10	S650.02.02.05.00	Suspension arm ,upper , RR	1	
11	GB/T6177.1-2000	flange nut M12*1.25	4	
12	GB/T5787-2000	flange bolt M12*1.25*105	4	
13	S650.03.02.00.01	Bear of rear shaft carrier	8	
14	S650.03.02.00.04	Rear shaft carrier	2	
15	S650.03.02.00.02	Spacer	4	
16	GB/T5787-2000	flange bolt M12*1.5*60	4	
17	S650.02.02.01.00	Rear shock	2	

## 28 Gear-shift mechanism



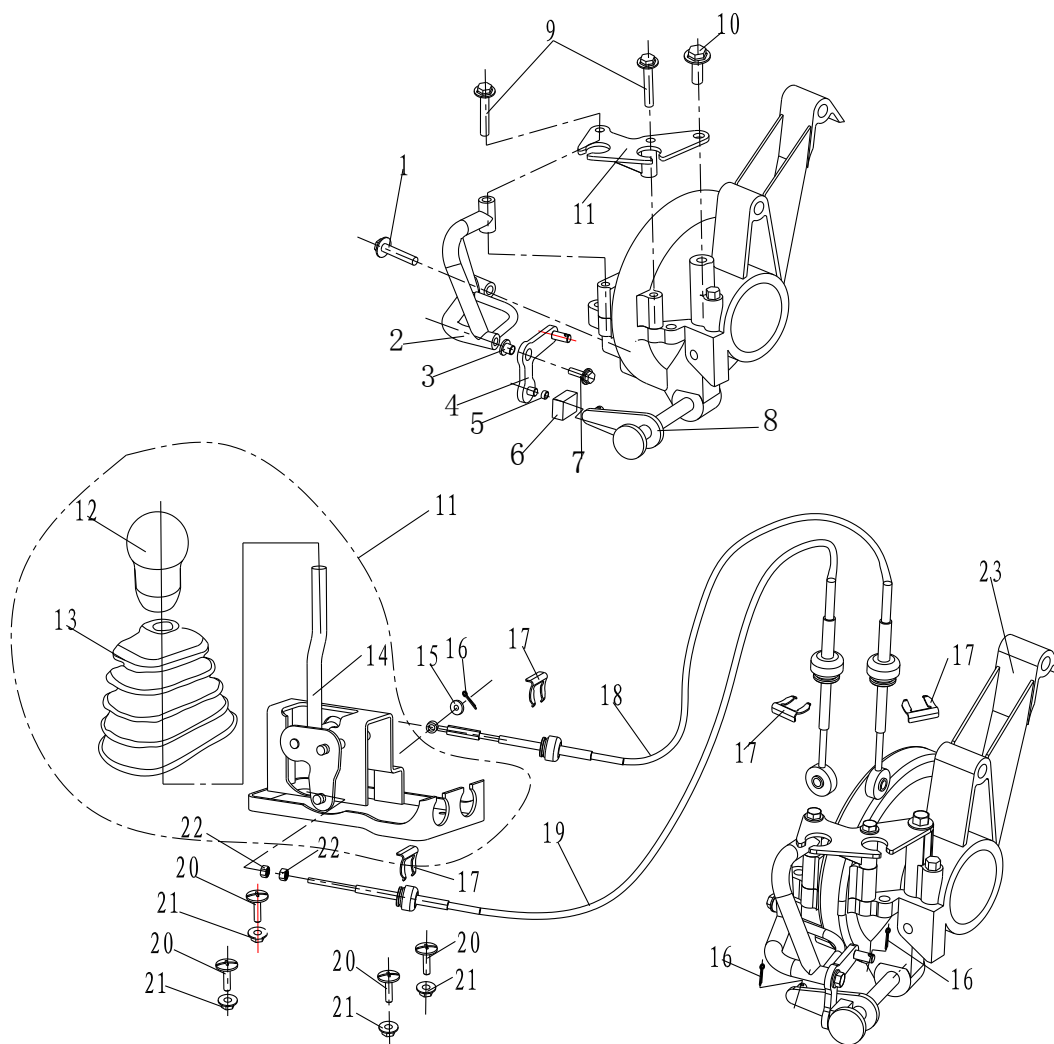
Ref	Part No.	Part Description	Qty	Comments
1	GB/T5787-2000	flange nut M8*50	1	
2	S650.05.02.05.00	Bracket of arm of gear-shift	1	
3	S650.05.02.00.01	Spacer	1	
4	S650.05.02.06.00	Arm of gear-shift	1	
5	S650.05.02.00.02	Spacer	1	
6	S650.05.02.00.03	Nylon	1	
7	GB/T5787-2000	flange nut M8*25	1	
8	S650.04.01.01.01	Engine gear-shift	1	
9	GB/T5787-2000	flange nut M8*90	1	

## 28 Gear-shift mechanism



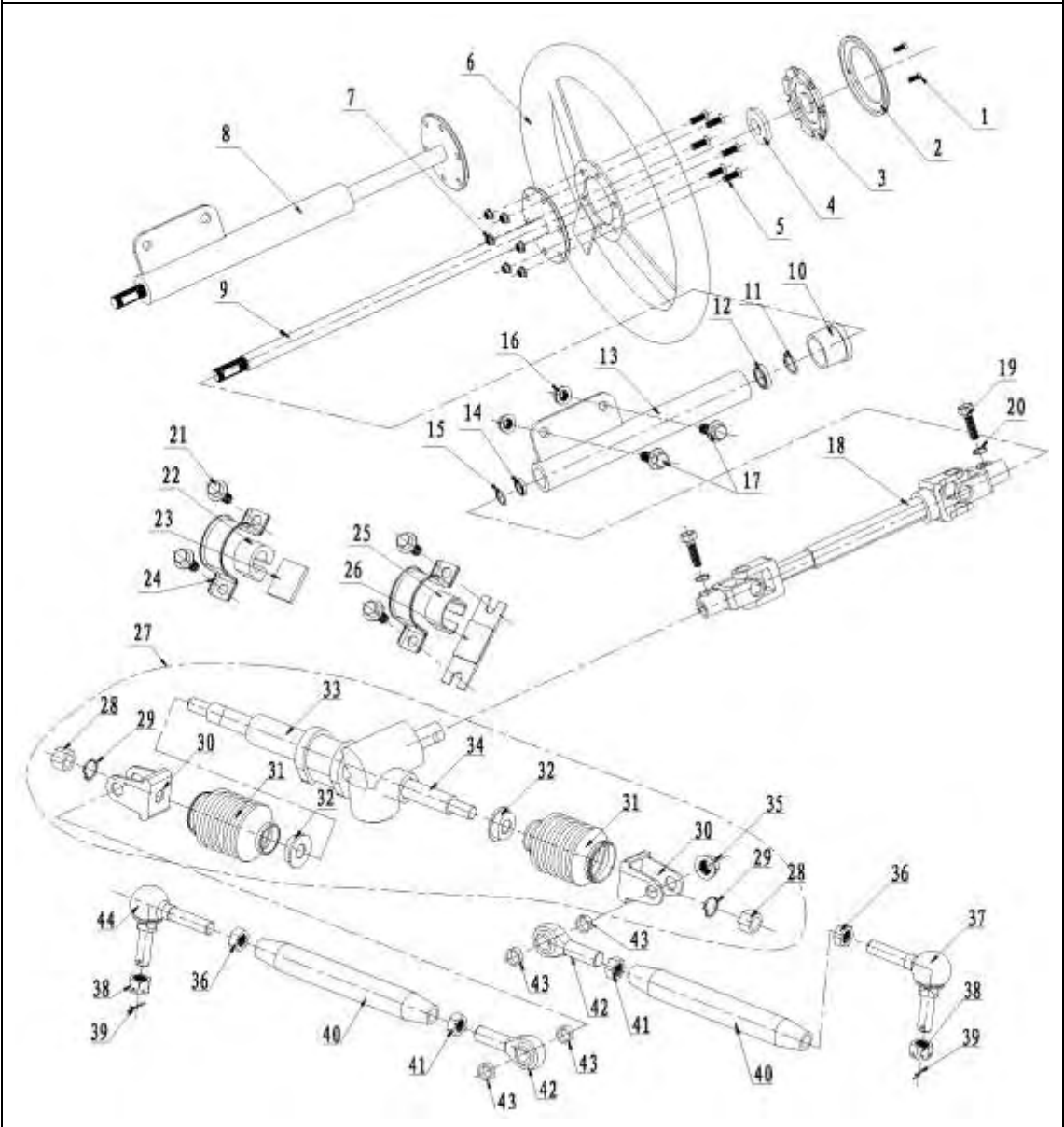
Ref	Part No.	Part Description	Qty	Comments
10	GB/T5787-2000	flange nut M10*1.25	1	
11	S650.05.02.01.00	Shifter assy	1	12、13、14
12	GB/T5786-1986	Rubber	1	
13	GB/T5787-1986	Rubber	1	
14	S650.04.04.03.00	Shifter	1	
15	GB/T95	Flat washer Ø6	1	
16	GB/T91-2000	Cotter pin 2.5*25	1	
17	S650.05.02.00.01	Spring sheet	4	
18	S650.05.02.03.00	Gear-shift cable NO.2	1	

## 28 Gear-shift mechanism



Ref	Part No.	Part Description	Qty	Comments
19	S650.05.02.02.00	Gear-shift cable NO.1	1	
20	GB/T818-85	Bolt M6*25	4	
21	GB/T6177.1-2000	Nut, self-lock M6	4	
22	GB/T6177.1-2000	Flange nut M6	3	
23	S650.04.01.01.00	Engine	1	
24				
25				
26				
27				

## 29 Steering assy

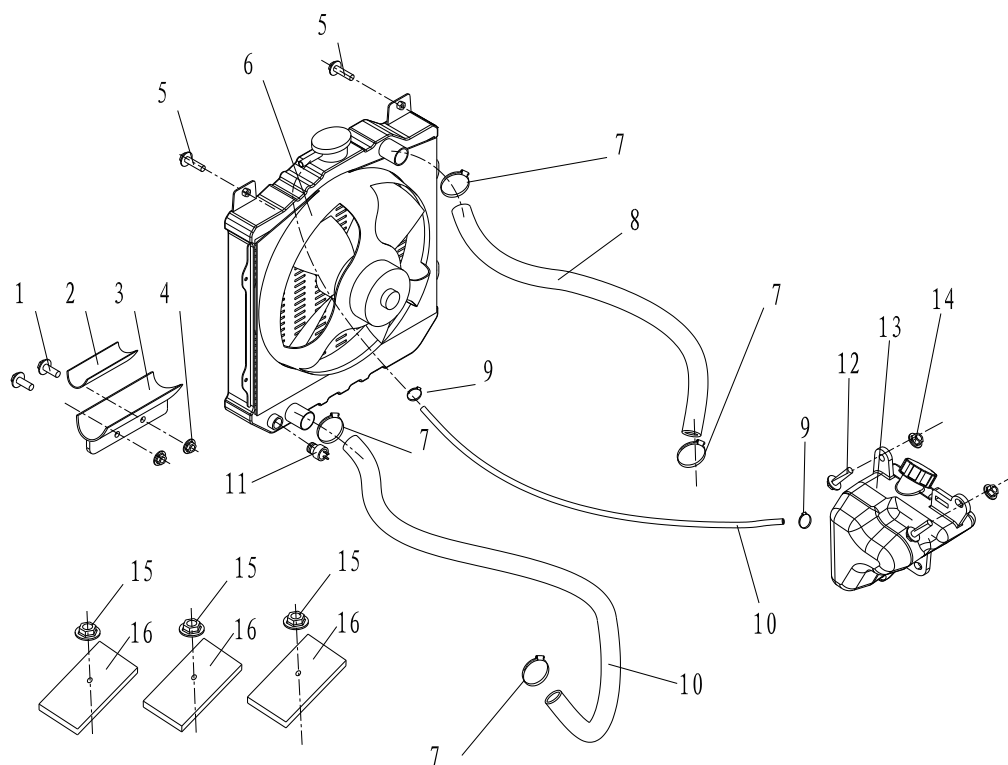


Ref	Part No.	Part Description	Qty	Comments
1	GB/T2673-1986 M4*5	Hex screw M4*5	2	
2	DI250.03.01.00.01	Plastic cover	1	
3	DI250.03.01.00.02	Rubber cover	1	
4	D250.03.00.00.02	Rubber washer	1	
5	GB/T815-95 M6*25	Cross sunk screw M6*25	6	
6	D250.03.01.00.00	Steering wheel	1	
7	GB/T6787.1-2000 M6	Self locking M6	6	
8	S800.05.01.01.00-R2	Steering column assembly	1	9-15
9	S800.05.01.01.01-R2	Steering wheel shaft	1	

## 29 Steering assy

Ref	Part No.	Part Description	Qty	Comments
10	S650.05.01.00.01	Rubber cover	1	
11	GB/T893.1-86 Ø28	Internal circlip Ø28	1	
12	GB/T276-1994 61902	Ball bearing 61902	1	
13	S800.05.01.01.02-R2	Steering column housing	1	
14	GB/T276-1994 61803	Ball bearing 61803	1	
15	GB/T893.1-86 Ø15	External circlip Ø15	1	
16	6177.1 M10*1.25	Flange nut M10*1.25	2	
17	5787 FBM10*1.25*25	Flange bolt M10*1.25*25	2	
18	S650.05.01.02.00A	Steering universal rod	1	
19	5782 M8*25	Bolt M8*25	2	
20	93 SW8	Spring washer 8	2	
21	5787 M10*1.25*20	Flange bolt M10*1.25*20	4	
22	D650.05.01.00.03	Thick rubber cover	1	
23	D650.05.01.00.05	Small iron cushion	1	
24	D650.05.01.00.02	Mounting rack	2	
25	D650.05.01.00.04	Thin rubber cover	1	
26	D650.05.01.00.06	Big iron cushion	1	
27	S650.05.01.03.05A	Steering assy	1	30-36
28	GB/T6176-2000 M14*1.25	Nut M14*1.25	2	
29	GB/T93-1986 14	Spring washer 14	2	
30	S650.05.01.03.05.01	Connection	2	
31	S650.05.01.03.05.02	Ripple boot	2	
32	S650.05.01.03.05.03	Spacer	2	
33	S650.05.01.03.05.04	Steering box	1	
34	S650.05.01.03.05.05A	Steering shaft	1	
35	6771.1 M14*1.25	Flange bolt M14*1.25	2	
36	GB/T6170-2000 M14*1.5	Nut M14*1.5	2	
37	S650.05.01.03.01	Left Joint ball	1	
38	GB/T9457-1988 M14*1.5	Slotted nut M14*1.5	2	
39	GB/T91-2000 3.2*25	Cotter pin 3.2*25	2	
40	S650.05.01.03.02A	Steering rod	2	
41	6170 M14*1.5-L	Nut M14*1.5-L	2	
42	POA14-L	Joint bear POA M14*1.5-L	2	
43	S650.05.01.03.04	Spacer of joint bear	4	
44	S650.05.01.03.06	Right Joint ball	1	

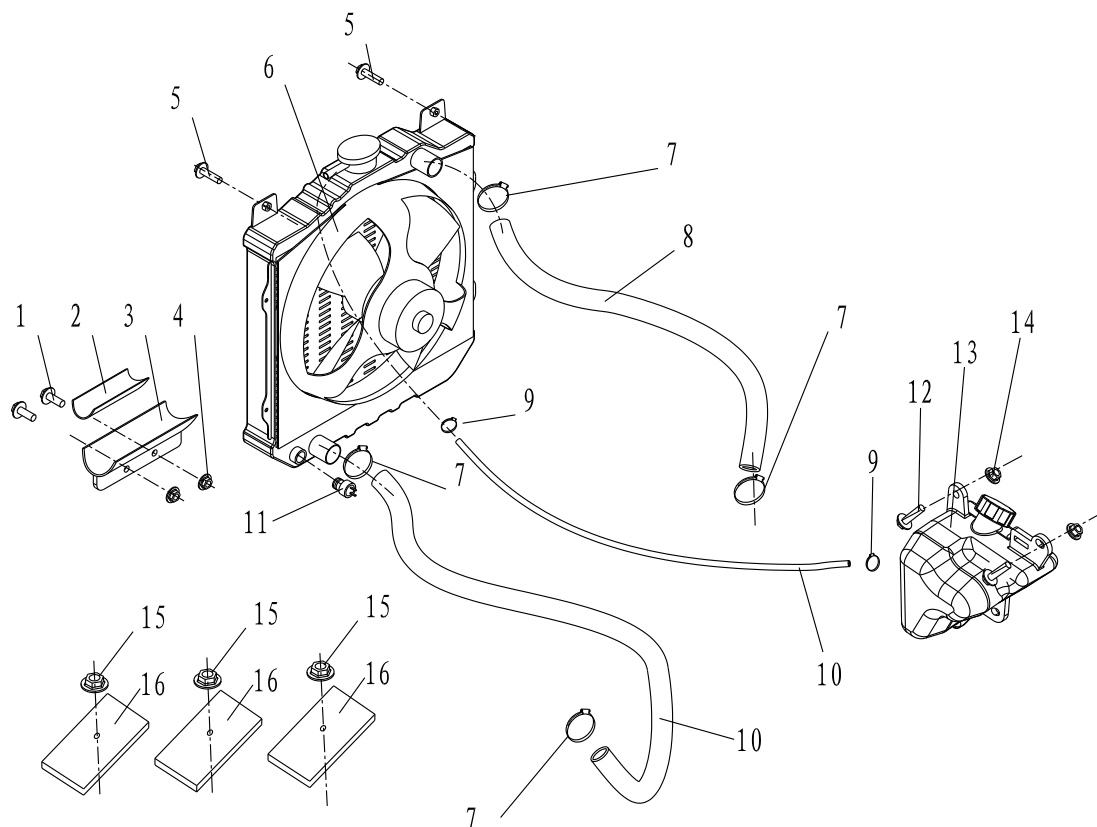
### 30 Radiator assy



Ref	Part No.	Part Description	Qty	Comments
1	GB/T5787-2000	Flange bolt M6*20	2	
2	D800.04.02.01.02	rubber pad	1	
3	D800.04.02.01.01	radiator lower mount	1	
4	GB/T6177.1-2000	Nut , self-lock M6	2	
5	GB/T5787-2000	Flange bolt M6*12	2	
6	D800.04.02.01.00	Radiator	1	
7	D650.04.02.00.03	Hoop (25-38), water tube	1	
8	S650.04.02.00.01	Water inlet hoop, engine	1	
9	D650.04.03.00.04	Hoop (10-16)	2	
10	S650.04.02.00.04	Overflow bottle hose	1	
11	D650.04.02.03.00	Water temperature	1	

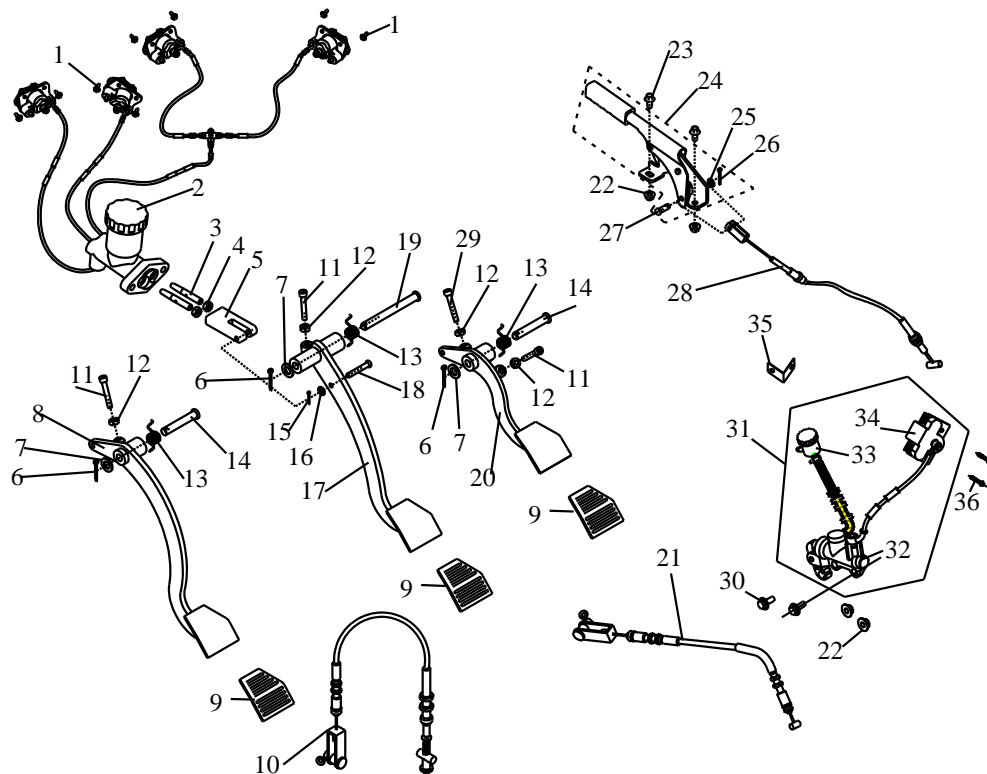
		switch		
12	GB/T5787-2000	Flange bolt M8*25	2	
13	D250.09.903	Overflow bottle	1	

### 30 Radiator assy



Ref	Part No.	Part Description	Qty	Comments
14	GB/T6177.1-2000	Nut , self-lock M8	2	
15	GB/T6177.1-2000	flange nut M8	3	
16	S650.04.02.00.03	plank of hose	3	

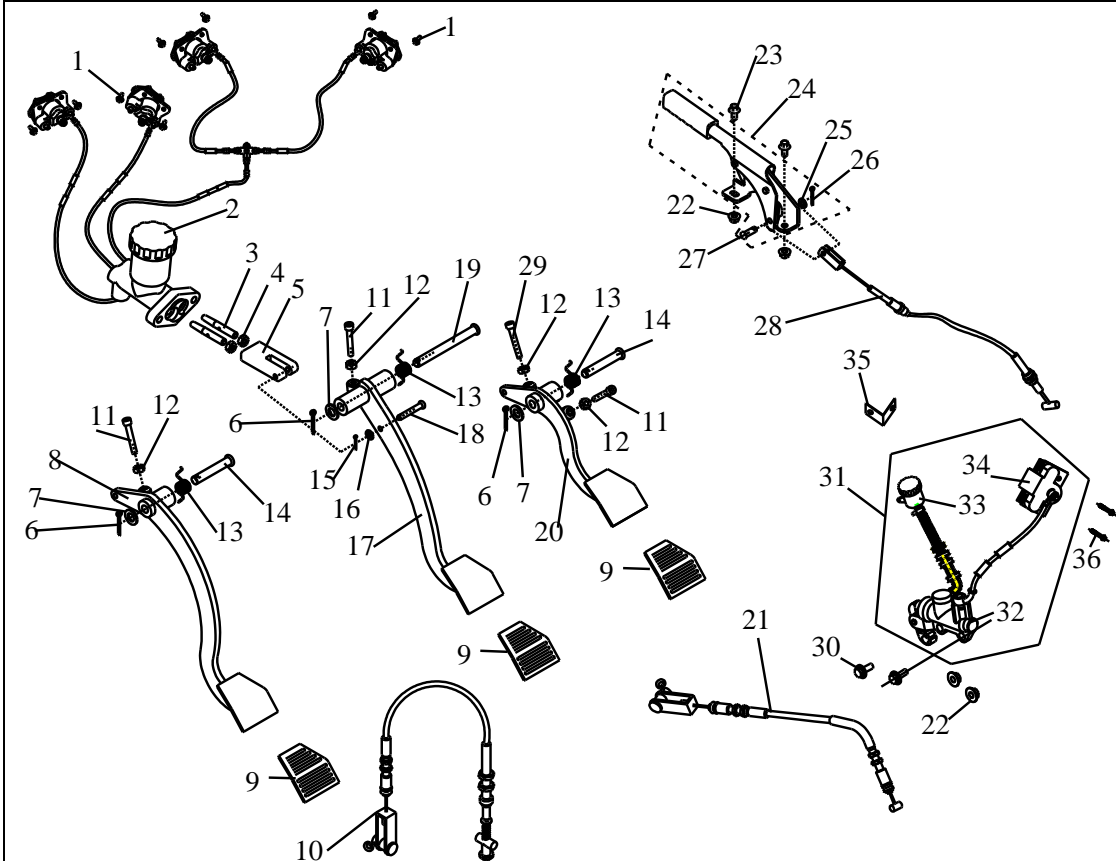

## 31 Throttle and park braking



Ref	Part No.	Part Description	Qty	Comments
1	GB/T5787-1986	Flange bolt M8*20	8	
2	S650.07.01.01.00	Four-caliper brake assy	1	
3	D650.07.01.00.04	Master cylinder rod	2	
4	GB/T6172.1-2000	Nut M8(m=6.8)	2	
5	DS250.04.01.00.03	Master cylinder rod block	1	
6	GB/T91-2000	Cotter pin 3.2*30	3	
7	GB/T95	Flat washer Ø8	1	
8	S650.07.04.02.00	Clutch pedal	1	
9	D650.07.01.00.05	Pedal rubber cover	3	

10	S650.07.04.01.00	Clutch cable	1	
11	GB/T70.1-2000	Hex bolt M6*55	2	
12	GB/T6177.1-2000	flange nut M6	3	
13	DS250.04.01.00.01	Spring	3	

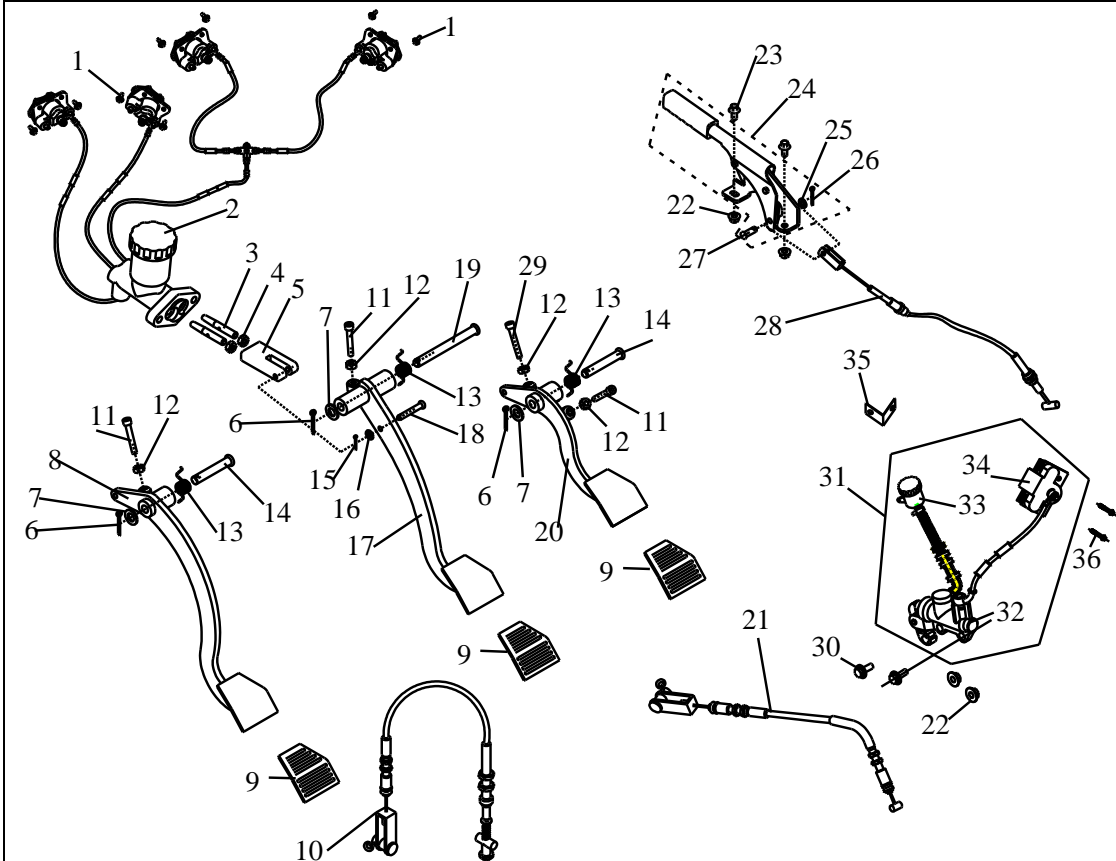
### 31 Throttle and park braking



Ref	Part No.	Part Description	Qty	Comments
14	GB/T882	Short pivot pin 8*75	2	
15	GB/T91-2000	Cotter pin 2*25	1	
16	GB/T95	Flat washer Ø6	1	
17	S650.07.01.02.00	Brake pedal	1	
18	GB/T882	Short pivot pin 6*40	1	
19	GB/T882	Short pivot pin 8*105	1	
20	S650.07.03.02.00	Throttle pedal	1	
21	S650.07.03.01.00	Throttle cable	1	
22	GB/T6177.1-2000	Nut , self-lock M8	4	

23	GB/T5787-1986	Flange bolt M8*20	2	
24	D650.07.02.01.00	Park assy	1	
25	GB/T848	Washer Ø6	1	
26	GB/T91-2000	Cotter pin 3.2*30	1	

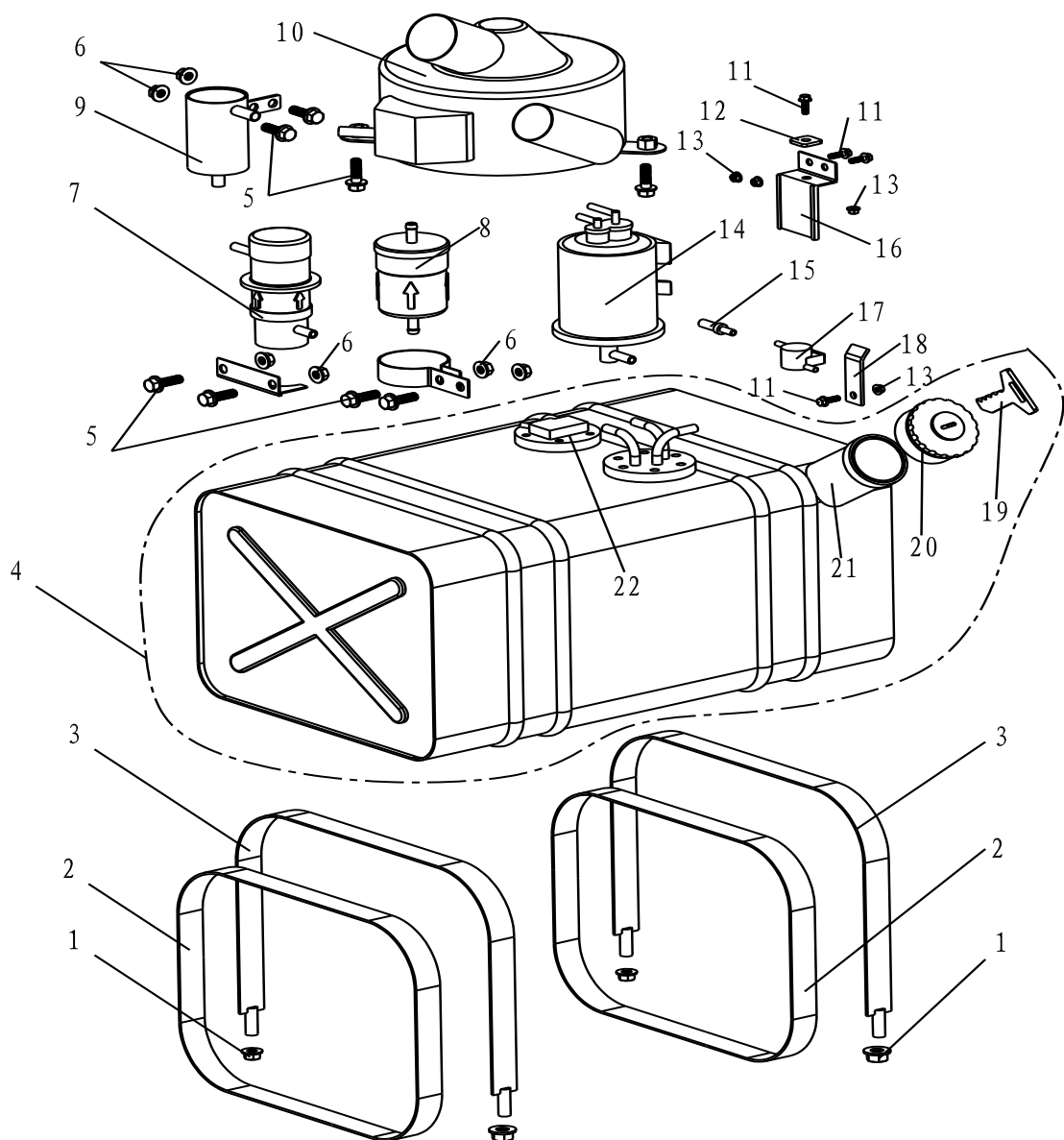
### 31 Throttle and park braking



Ref	Part No.	Part Description	Qty	Comments
26	GB/T91-2000	Cotter pin 3.2*30	1	
27	GB/T882	Pivot pin 6*18	1	
28	S650.07.03.01.00	Park brake cable	1	
29	GB/T70.1-2000	Hex bolt M6*35	1	
30	GB/T5787-1986	Flange bolt M8*30	2	
31	S650.07.02.02.00	Single hydraulic assy	1	32、33、34
32	D650.07.02.03.01	Pump , single hydraulic assy	1	
33	D650.07.02.03.02	Oil cup, single hydraulic assy	1	
34	D650.07.02.03.02	Caliper, single hydraulic assy	1	

35	D650.07.02.00.03	Oil cup bracket	1	
36	GB/T5787-1986	Flange bolt M8*35	2	

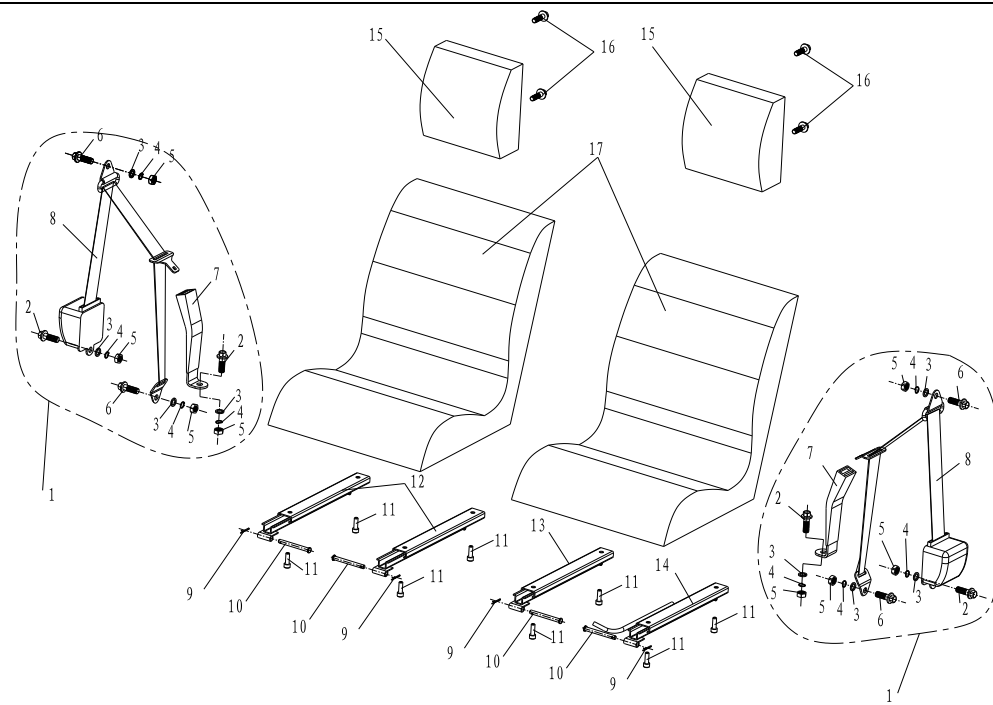
## 32 Fuel tank and gasoline pump



Ref	Part No.	Part Description	Qty	Comments
1	GB/T6177.1-2000	Flange Nut M10	4	
2	S650.04.03.01.02	Fuel tank rubber strap	2	
3	S650.04.03.03.06	Fuel tank strap	2	
4	S650.04.03.01.00	Fuel tank assy	1	2、20~23

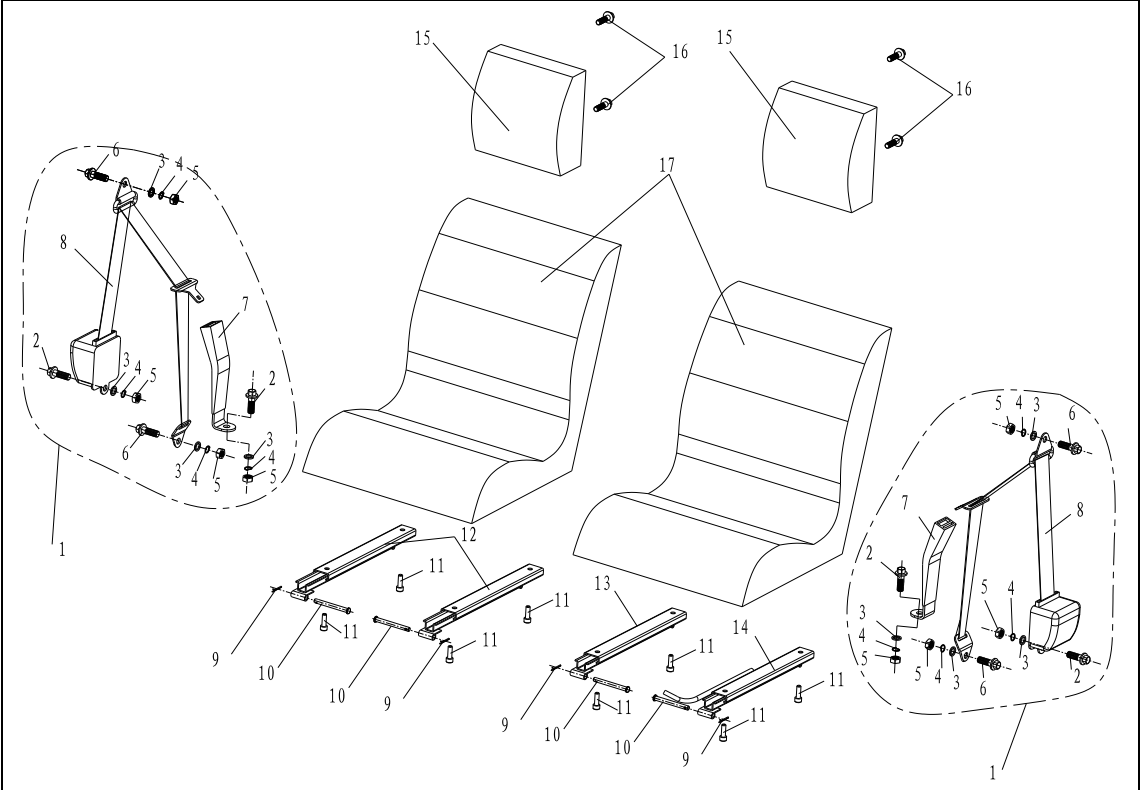
5	GB/T5787-1986	Flange bolt M8*25	8	
6	GB/T6177.1-2000	Nut , self-lock M8	6	
7	B12D—H	Electric petrol pump	1	
8	D650.04.03.00.05	Gasoline filter	1	
9	S650.04.05.00.02	Oil gas segregator	1	
10	D650.04.05.01.00	Air filter	1	
<b>32 Fuel tank and gasoline pump</b>				
Ref	Part No.	Part Description	Qty	Comments
11	GB/T5787-1986	Flange bolt M6*16	4	
12	D650.04.06.00.02	Plank	1	
13	GB/T6177.1-2000	Flange Nut M6	4	
14	D650.04.06.01.00	Carbon pot	1	
15	D800.04.03.00.01	Joint spacer	1	
16	D650.04.06.00.01	Plank of Carbon pot	1	
17	D650.04.06.02.00	Oil valve	1	
18	S650.04.03.00.10	Plank oil valve	1	
19	S650.04.03.01.06	Key of fuel tank	1	
20	S650.04.03.01.03	Cap of fuel tank	1	
21	S650.04.03.01.01	Fuel tank	1	
22	S650.04.03.01.02	Fuel level sensor unit	1	

## 33 Seat and safety belt




Ref	Part No.	Part Description	Qty	Comments
1	S650.09.01.04.00	Safety belt assy	2	2~7
2	GB/T5787-1986	Flange bolt M12*1.25*30	2	
3	GB/T95	Flat washer Ø12	4	
4	GB/T93-1987	Spring washer Ø12	4	
5	GB/T41-2000	Nut M12*1.25	4	
6	GB/T5787-1986	Flange bolt M12*1.25*30	2	(BWD)
7	S650.09.01.04.02	Inner buckle	1	
8	S650.09.01.04.01	Safety belt	1	
9	GB/T91-2000	Cotter pin 3.2*30	4	
10	GB/T882	Pivot pin 8*80	4	
11	GB/T70.1-2000	Hex bolt M8*25	8	
12	S650.09.01.02.01	Track	2	
13	S650.09.01.01.02	Track	1	
14	S650.09.01.01.01	Track	1	

33 Seat and safety belt
-------------------------

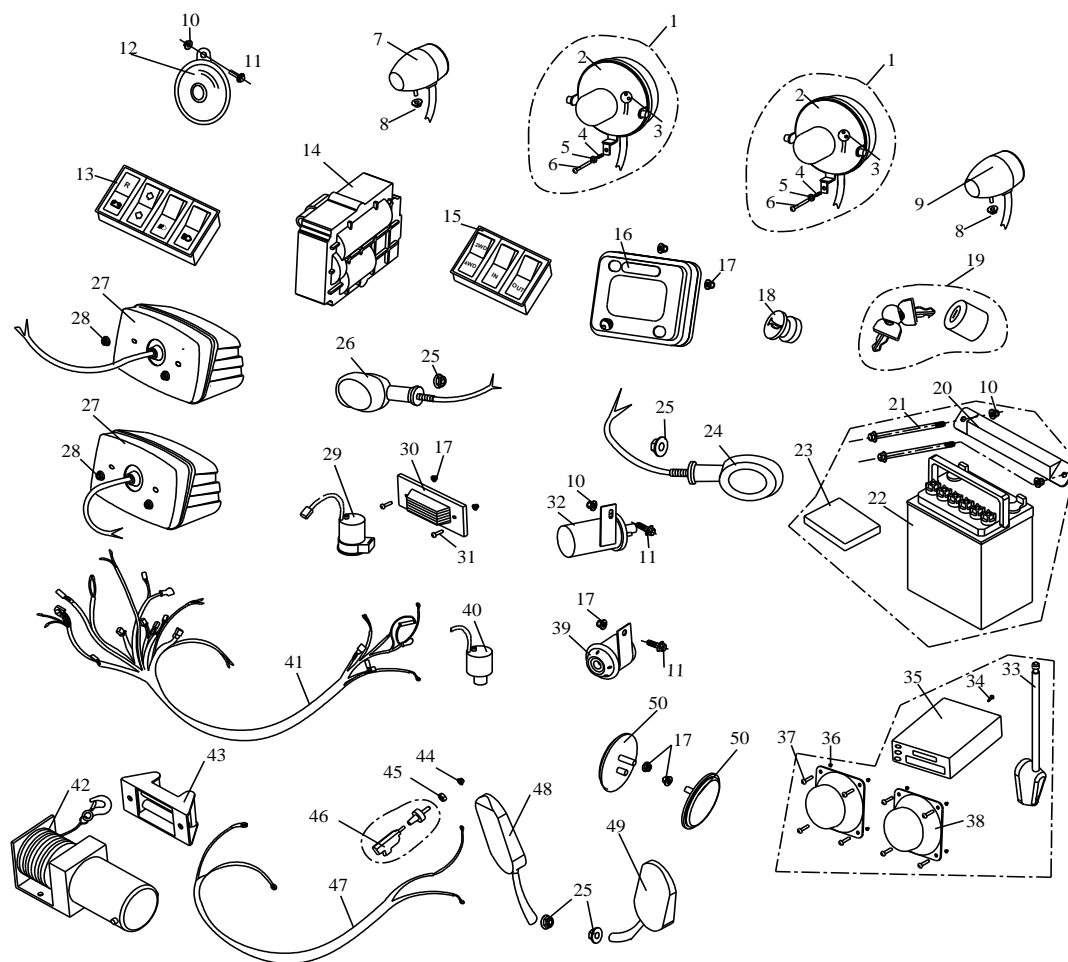
[illegible]

## 34 Electrical appliance and other parts



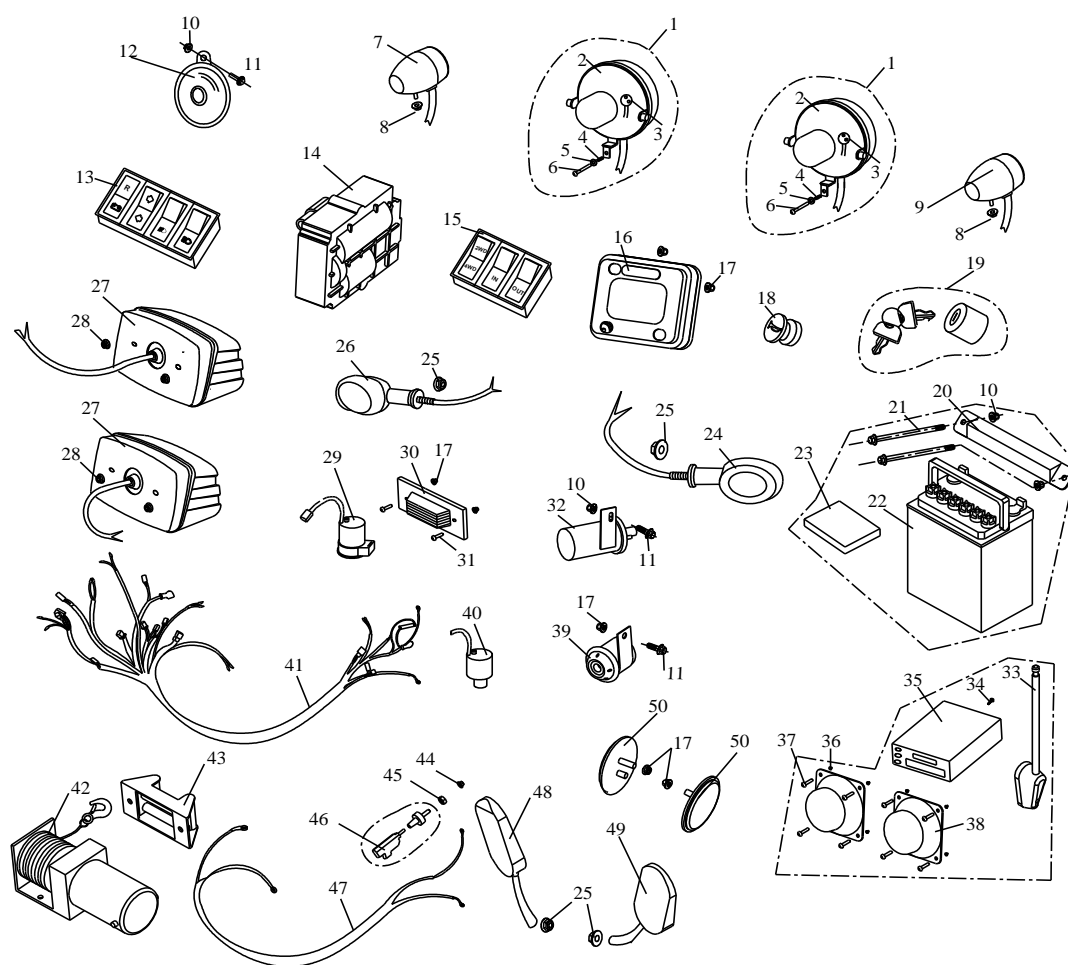
Ref	Part No.	Part Description	Qty	Comments
1	S650.06.02.00.00	Headlight	2	2~6
2	S650.06.02.02.00	Headlight cover	2	
3	S650.06.02.01.00	Headlight bulb	2	
4	S650.06.02.03.00	Spring	2	
5	GB/T95	Flat washer Ø5	2	
6	GB/T948	Bolt M5*50	2	
7	S650.06.03.00.00	turning signal, front, left	1	
8	GB/T6177.1-2000	Nut, self-lock M5	2	
9	S650.06.04.00.00	turning signal, front, right	1	
10	GB/T6177.1-2000	Nut, self-lock M8	5	
11	GB/T5787-1986	Flange bolt M8*20	3	

### 34 Electrical appliance and other parts



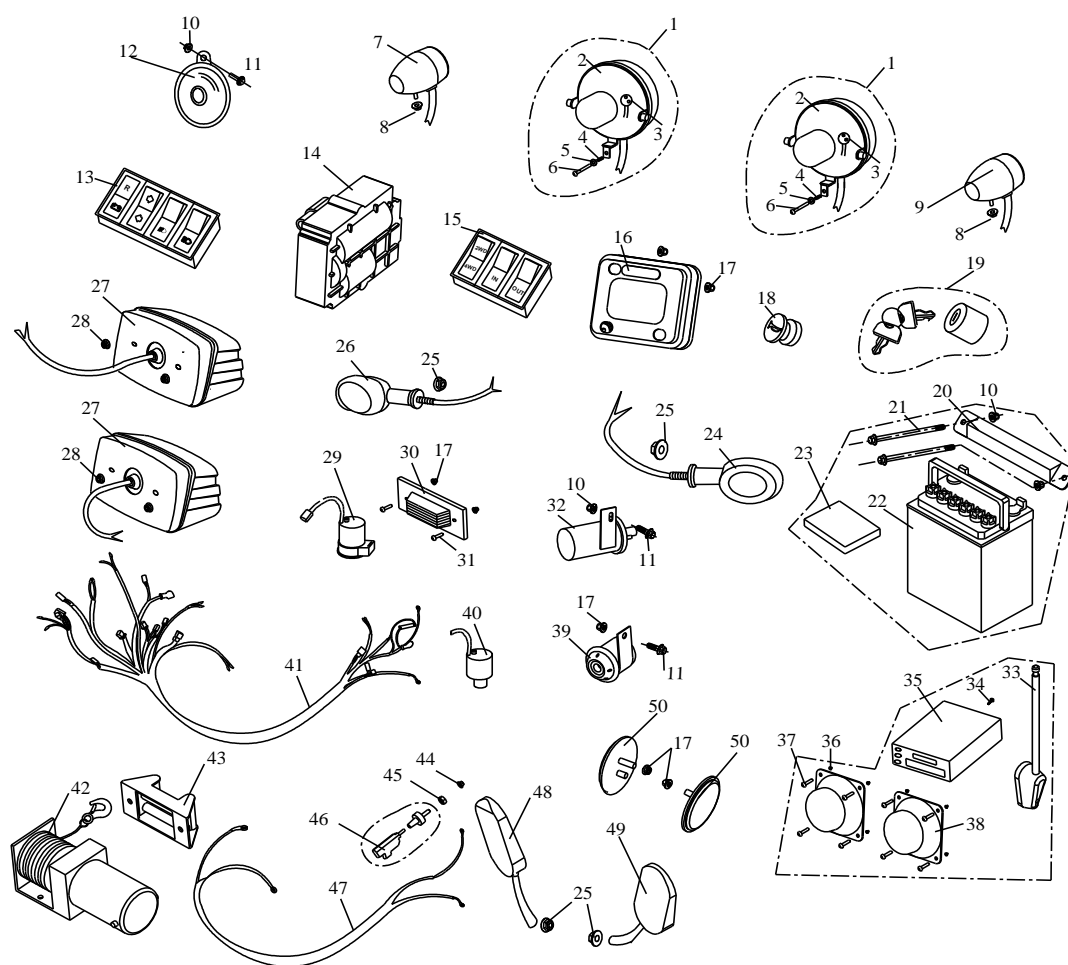
Ref	Part No.	Part Description	Qty	Comments
12	D650.06.00.09.00	Loudspeaker	1	
13	S650.06.06.00.00	Four switch assembly	1	
14	S650.06.10.00.00	Electric locker for 2 to 4 WD	1	
15	S650.06.07.00.00	three switch assembly	1	
16	S650.06.05.00.00	LCD meter unit	1	
17	GB/T6177.1-2000	Nut, self-lock M6	4	
18	D650.06.00.13.00	Loudspeaker button	1	
19	S650.06.08.00.00	Ignition switch	1	
20	D650.01.02.08.00	Battery bracket	1	
21	GB/T5787-1986	Flange bolt M8*140	2	
22	D650.06.00.02.00	Battery (36AH)	1	

## 34 Electrical appliance and other parts



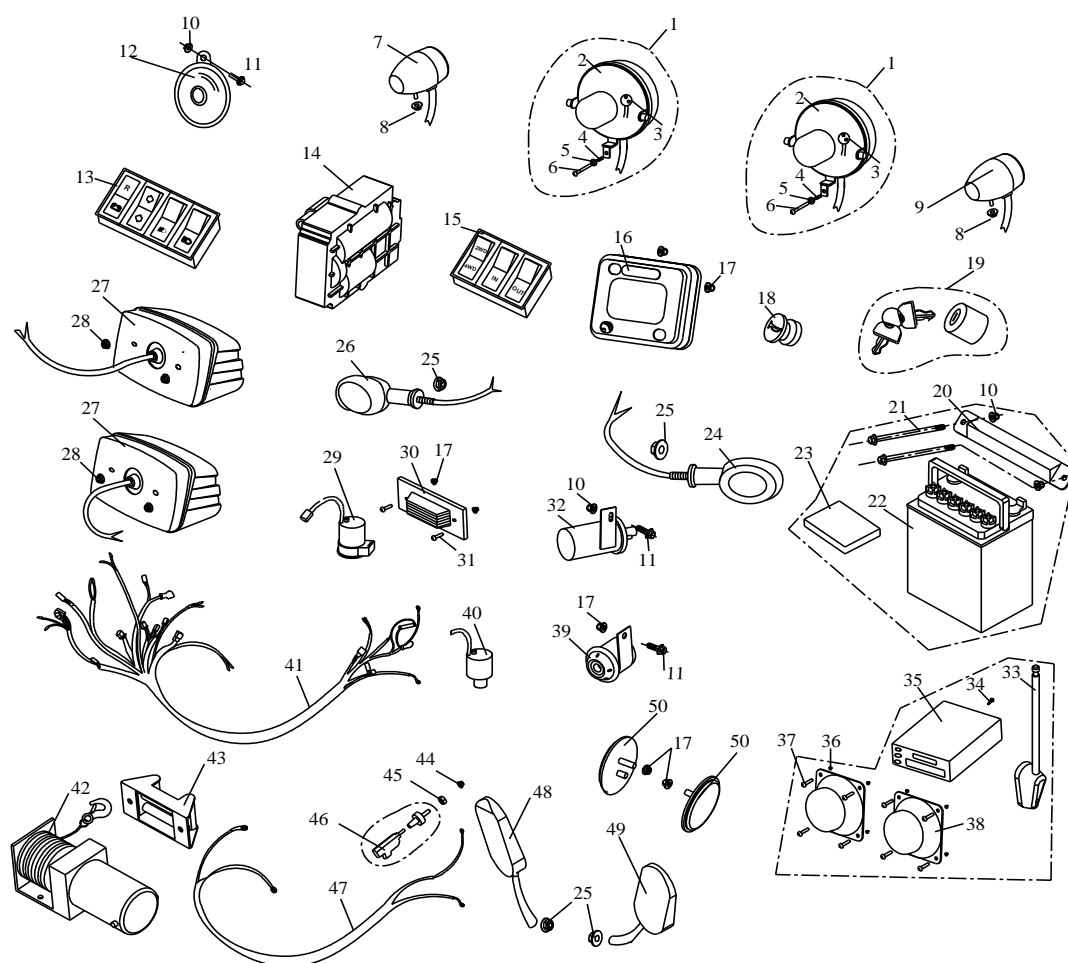
Ref	Part No.	Part Description	Qty	Comments
23	D650.08.01.00.11	Rubber cover of Battery	1	
24	D650.06.00.16.00	Turning signal ,rear right	1	
25	GB/T6177.1-2000	Flange nut M10*1.25	2	
26	D650.06.00.06.00	Turning single ,rear left	1	
27	D650.06.00.04.00	Tail lamp	2	
28	GB/T6177.1-2000	Nut, self-lock M4	4	
29	D650.06.00.04.00	Flasher unit	1	
30	D650.06.00.11.00	Regulator	1	
31	GB/T818-2000	Cross bolt M6*16	2	
32	D650.04.01.00.02	Ignition coil assembly	1	
33	D800.06.00.00.11	CD player antenna	1	

### 34 Electrical appliance and other parts



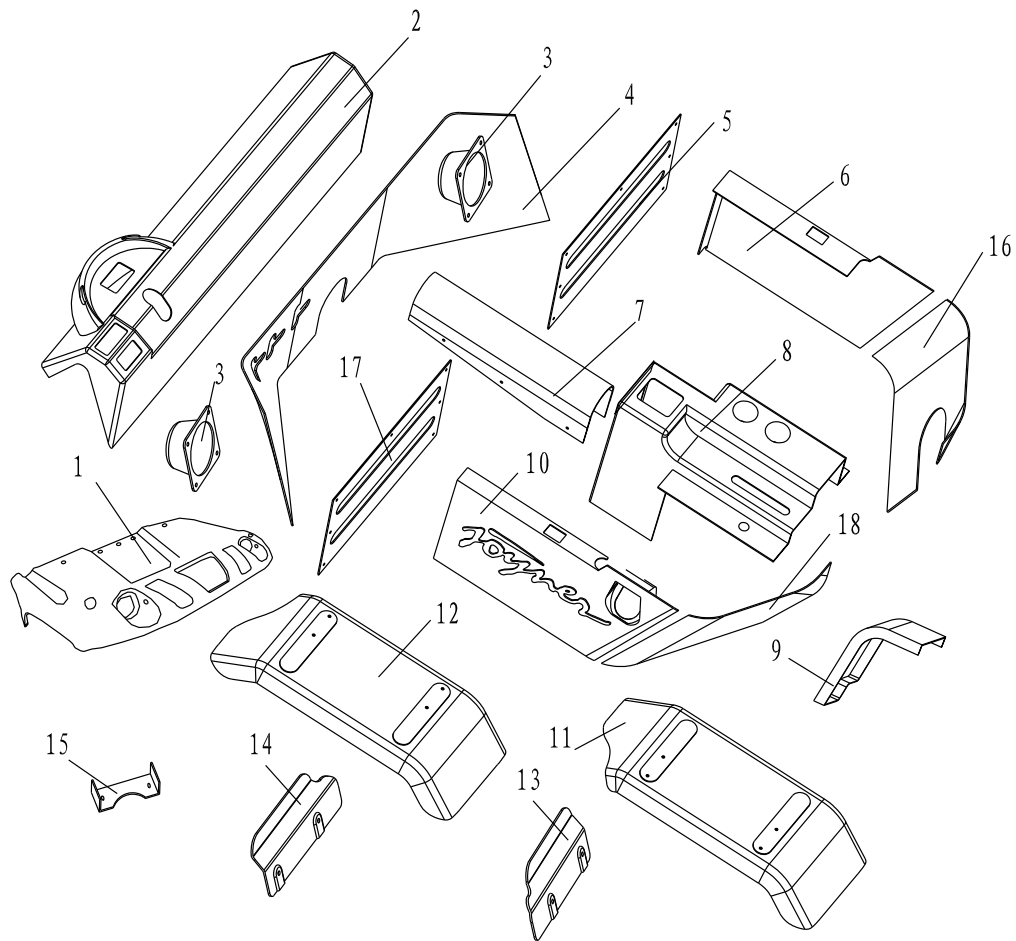
Ref	Part No.	Part Description	Qty	Comments
34	GB/T818-2000	Cross bolt M5*12	1	
35	D800.06.00.00.07	CD player	1	
36	GB/T6177.1-2000	Nut, self-lock M4	8	
37	GB/T818-2000	Cross bolt M4*25	8	
38	S650.08.00.00.15	Cover of CD speaker	2	
39	S650.06.09.00.00	Reverse warning speaker	1	
40	S650.06.11.00.00	Speed sensor	2	
41	S650.06.01.00.00	Harness wiring	1	
42	S650.06.11.01.00	Electrical winch	1	
43	S650.06.11.02.00	Wire cable guide	1	
44	GB/T6177.1-2000	Flange nut ,M8	4	

## 34 Electrical appliance and other parts



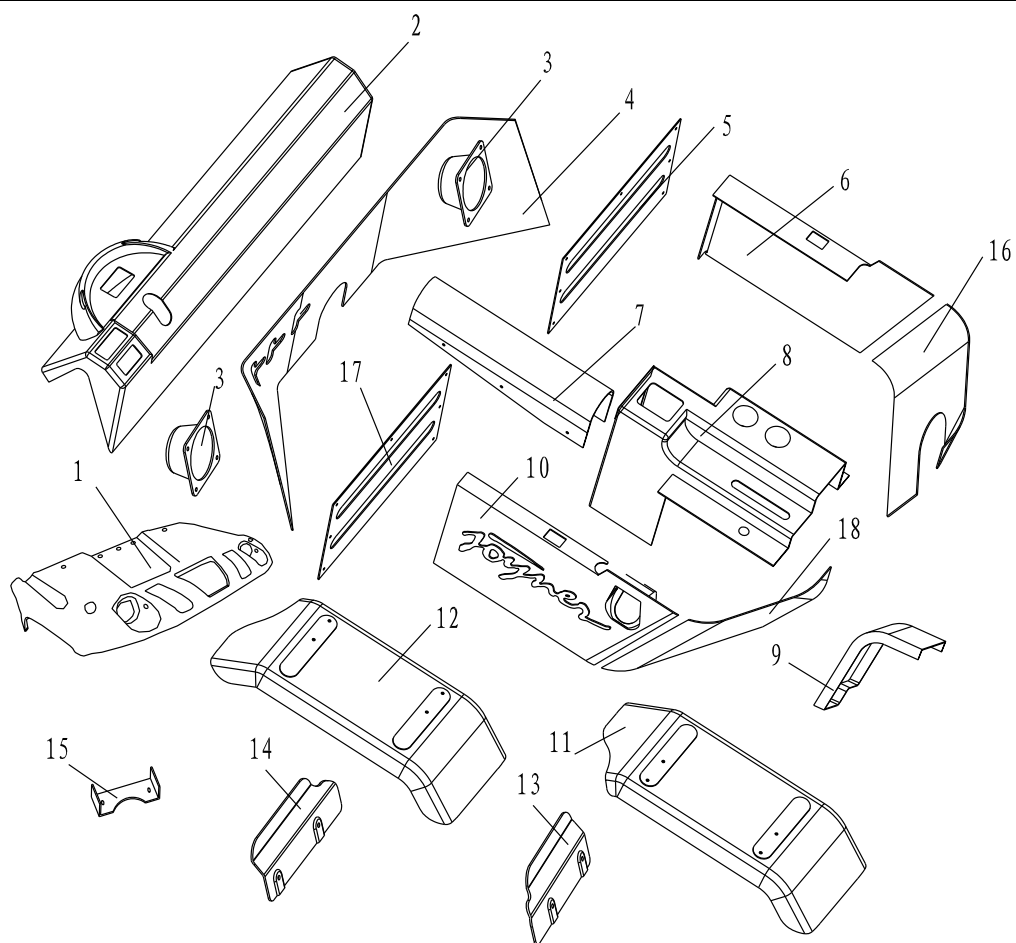
Ref	Part No.	Part Description	Qty	Comments
45	GB/T41-2000	Nut ,M8	4	
46	S650.06.14.00.00	Express connection-peg	4	
47	S650.06.12.03.00	Wiring of connection-peg	2	
48	E650.08.01.00.07	Driving mirror ,right	1	
49	E650.08.01.00.08	Driving mirror ,left	1	
50	S650.06.13.00.00	Flasher board	2	

## 35 Plastic parts



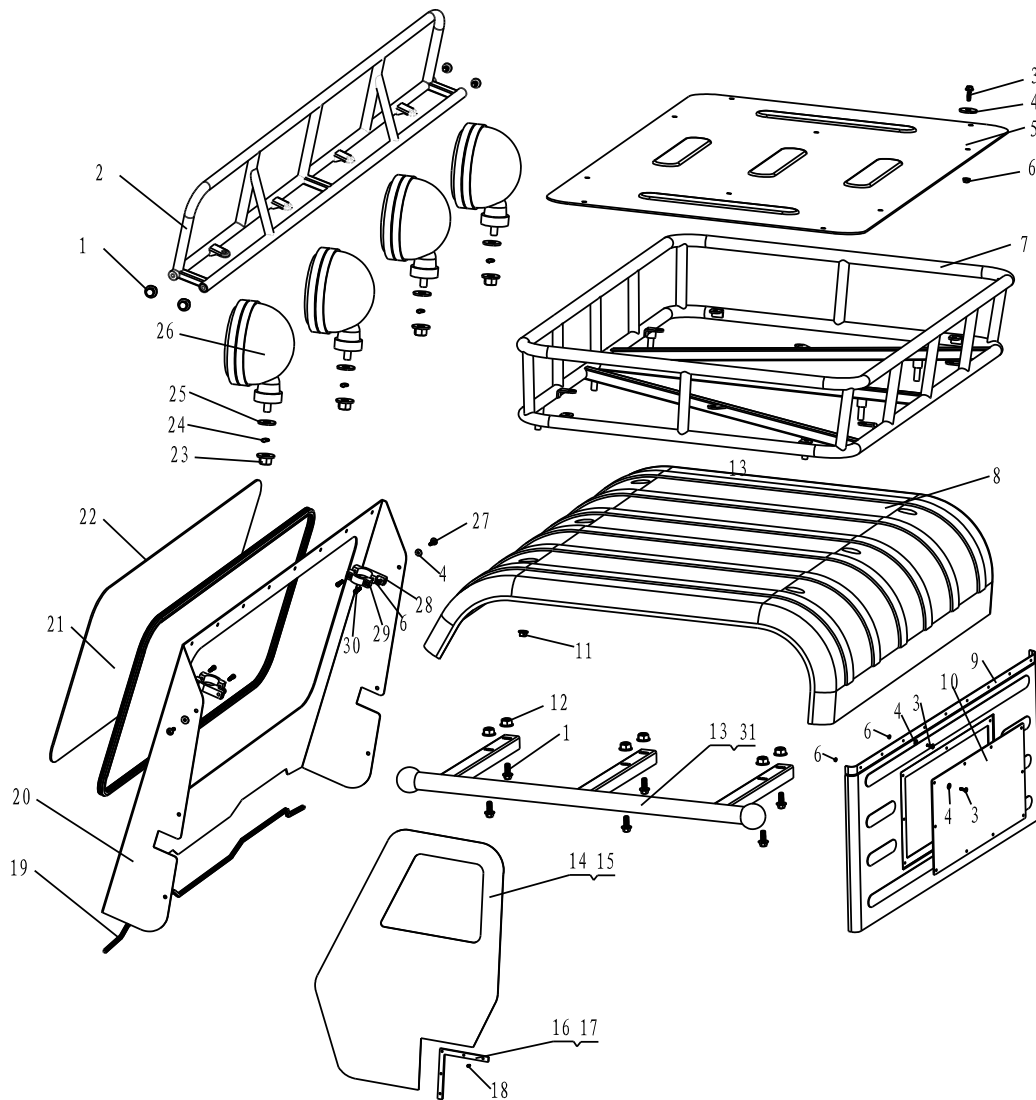
Ref	Part No.	Part Description	Qty	Comments
1	S650.08.01.00.00	The front main baffle	1	
2	S650.08.00.00.01	Instrument panel	1	
3	S650.08.00.00.15	Cover of CD speaker	2	
4	S650.08.00.00.02	Baffle of Instrument panel	1	
5	S650.08.00.00.06	Front baffle of right seat	1	
6	S650.08.00.00.09	Side baffle of right seat	1	
7	S650.08.00.00.03	Baffle of front inboard slip driveshaft	1	
8	S650.08.00.00.04	Baffle of shifter assy	1	
9	S650.08.00.00.05	The middle baffle of seat	1	
10	S650.08.00.00.07	Side baffle of left sea t	1	

### 35 Plastic parts



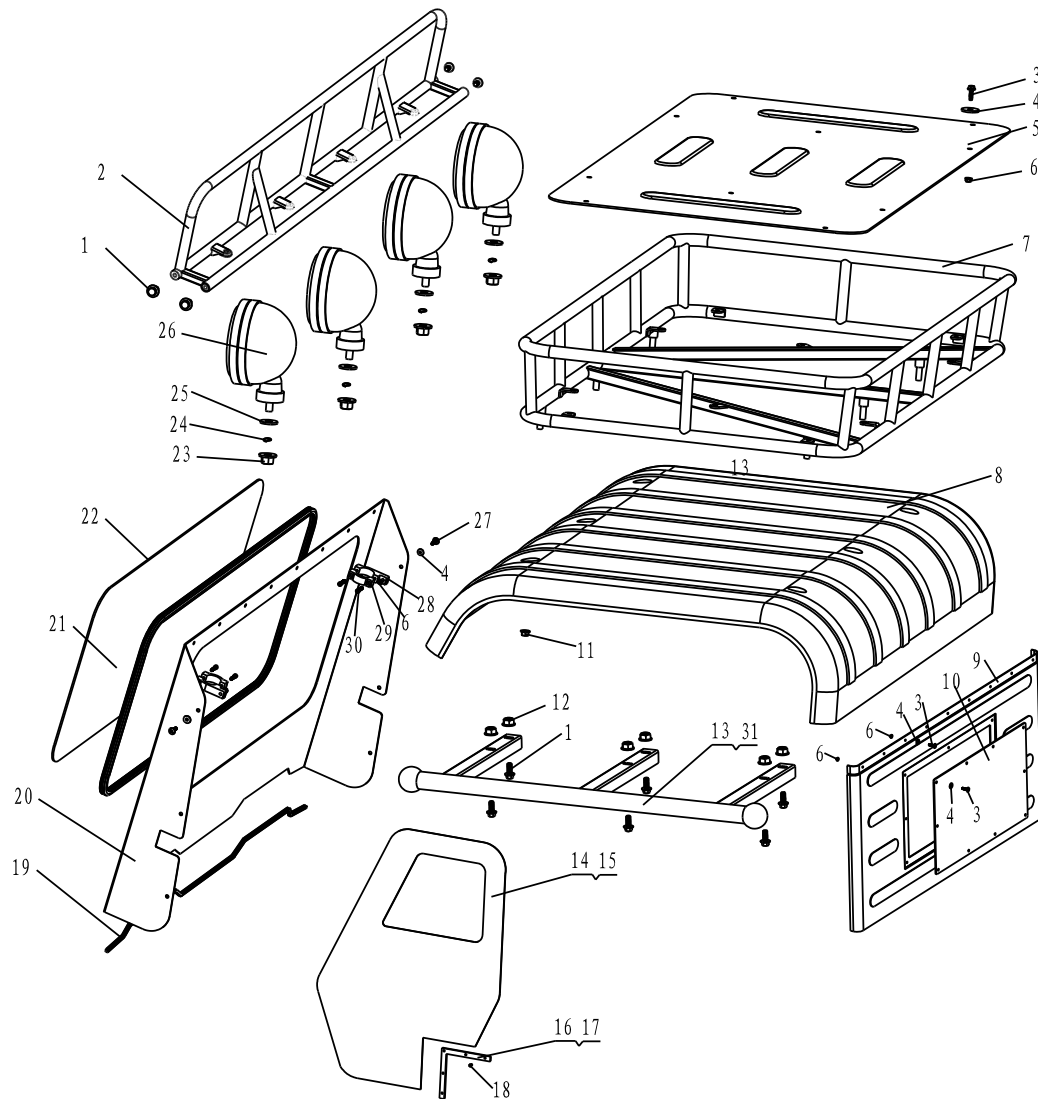
Ref	Part No.	Part Description	Qty	Comments
11	S650.08.00.00.12	Baffle of right rear wheel	1	
12	S650.08.00.00.11	Baffle of left rear wheel	1	
13	S650.08.00.00.13	Baffle of right drive halfshaft	2	
14	S650.08.00.00.14	Baffle of left drive halfshaft	2	
15	S650.08.00.00.16	Cover of LCD meter unit	1	
16	S650.08.00.00.10	Rear baffle of right seat	1	
17	S650.08.00.00.17	Front baffle of left seat	1	
18	S650.08.00.00.08	Rear baffle of left seat	1	

## 36 Accessories (option)



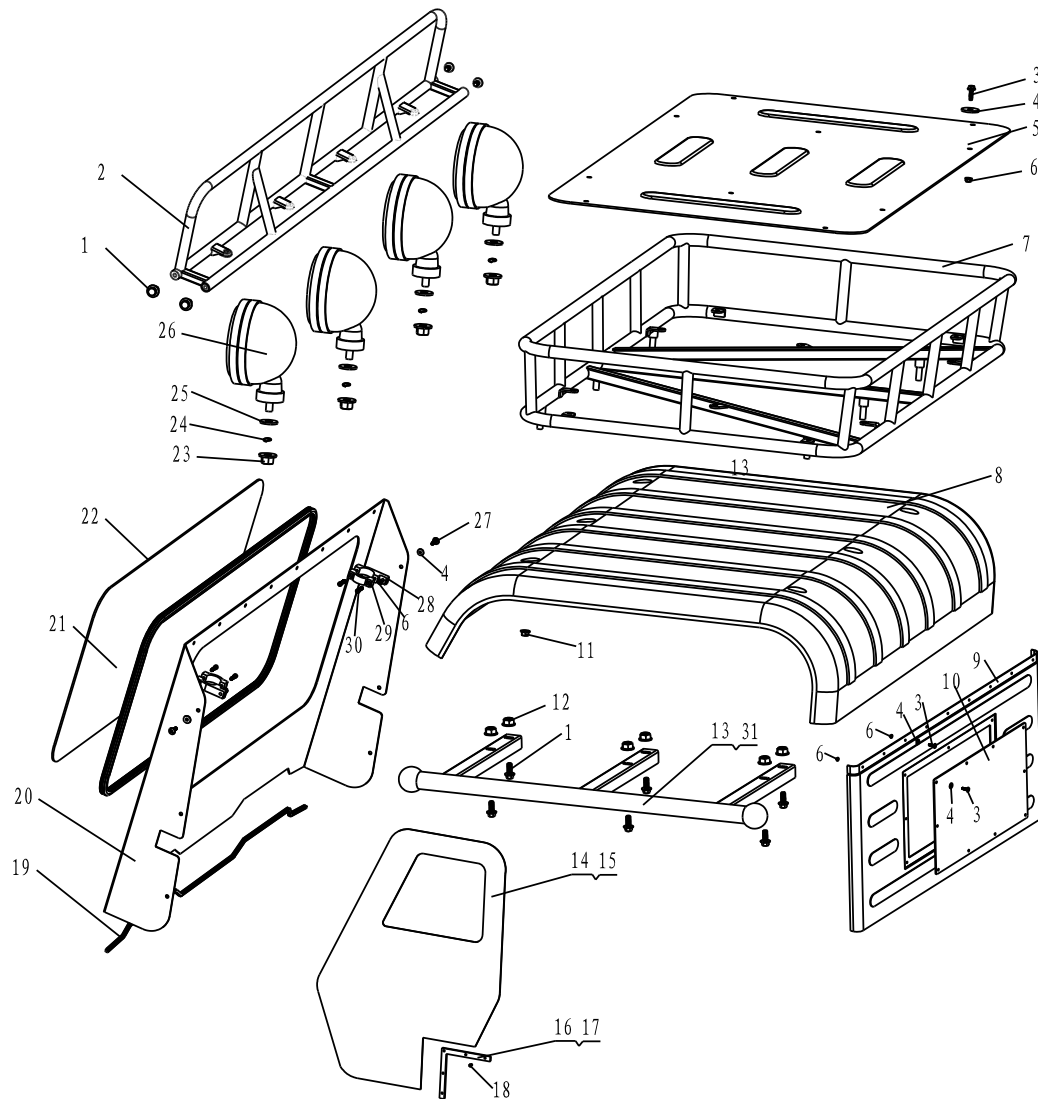
Ref	Part No.	Part Description	Qty	Comments
1	GB/T5787-1986	Flange bolt M10*1.25*25	16	
2	S650.09.05.02.00	Bracket of spot light	1	
3	GB/T5787-1986	Cross head bolt M6*20	40	
4	GB/T6177.1-2000	Rubber washer Ø6	40	
5	S650.09.05.00.09	Aluminum board	1	
6	GB/T6177.1-2000	Nut, self_lock M6	63	
7	S650.09.05.01.00	Upper load bed	1	

### 36 Accessories (option)



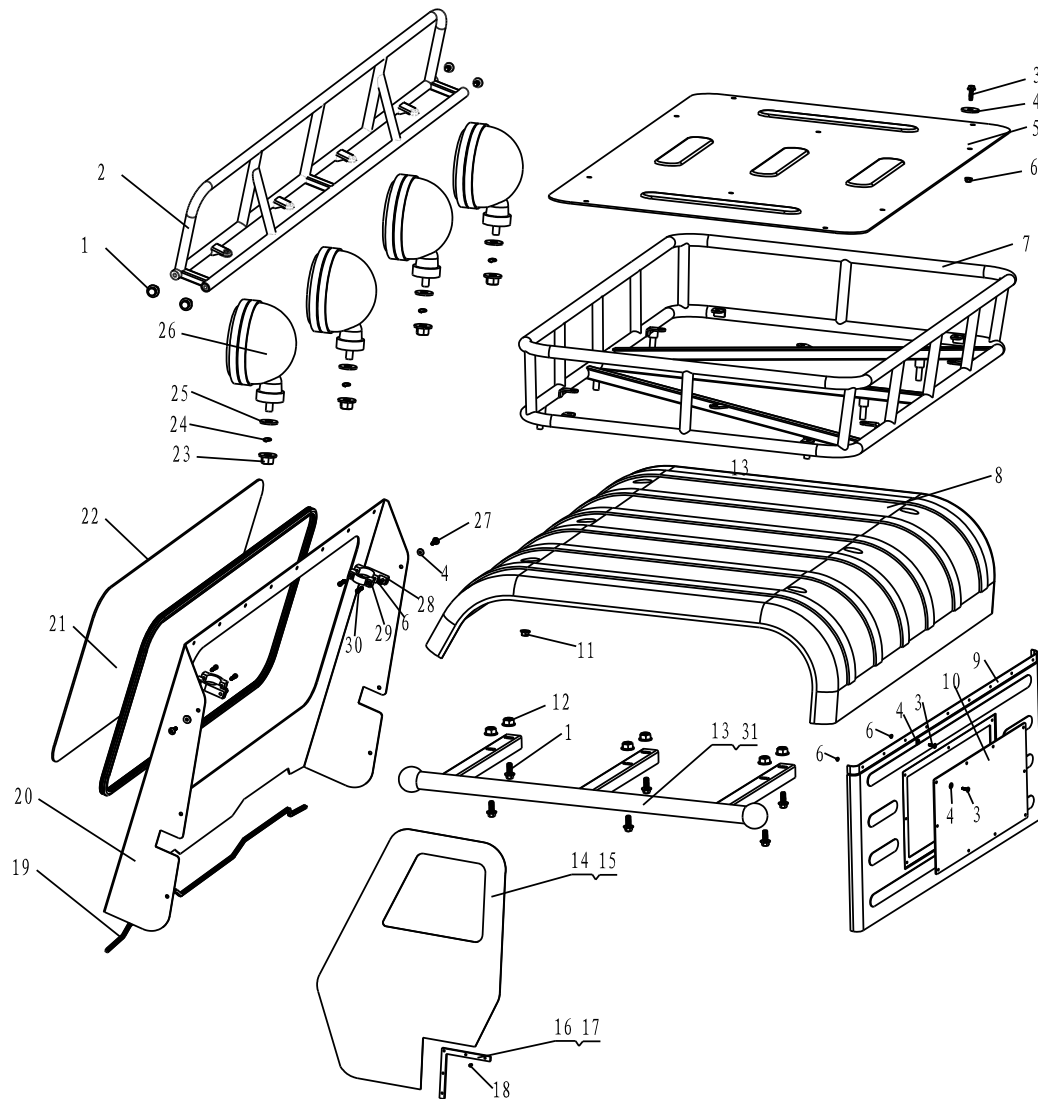
Ref	Part No.	Part Description	Qty	Comments
8	S650.09.05.00.08	Upper awning	1	
9	S650.09.05.00.12	Rear awning	1	
10	S650.09.05.00.06	Rear windshield	1	
11	GB/T6771.2-2000	Flange nut M8	6	
12	GB/T6771.2-2000	Flange nut M10*1.25	12	
13	S650.09.05.03.00	Left side bar	2	
14	S650.09.05.04.00	Left door	1	
15	S650.09.05.05.00	Right door	1	
16	S650.09.05.06.00	Horizontal joining	2	

### 36 Accessories (option)



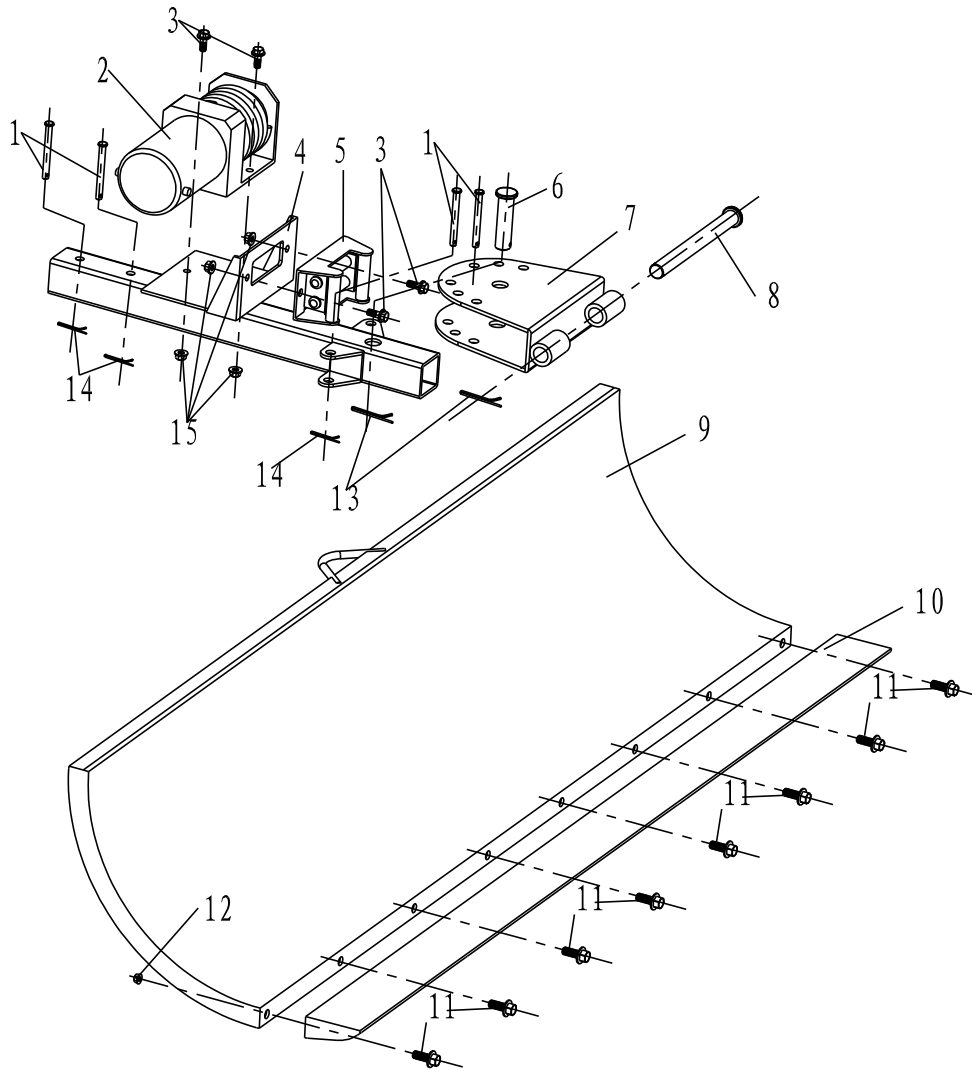
Ref	Part No.	Part Description	Qty	Comments
17	S650.09.05.07.00	Vertical joining	2	
18	GB/T5787-1986	Flange bolt M5	10	
19	S650.09.05.00.10	Airproof bumper ,lower	1	
20	S650.09.05.00.07	Mount of front windshield	1	
21	S650.09.05.00.11	Airproof bumper ,upper	1	
22	S650.09.05.00.05	Front windshield	1	
23	GB/T6771.2-2000	Flange nut M12	4	
24	GB/T96-1987	Spring washer Ø12	4	
25	GB/T95	Flat washer Ø12	4	

### 36 Accessories (option)



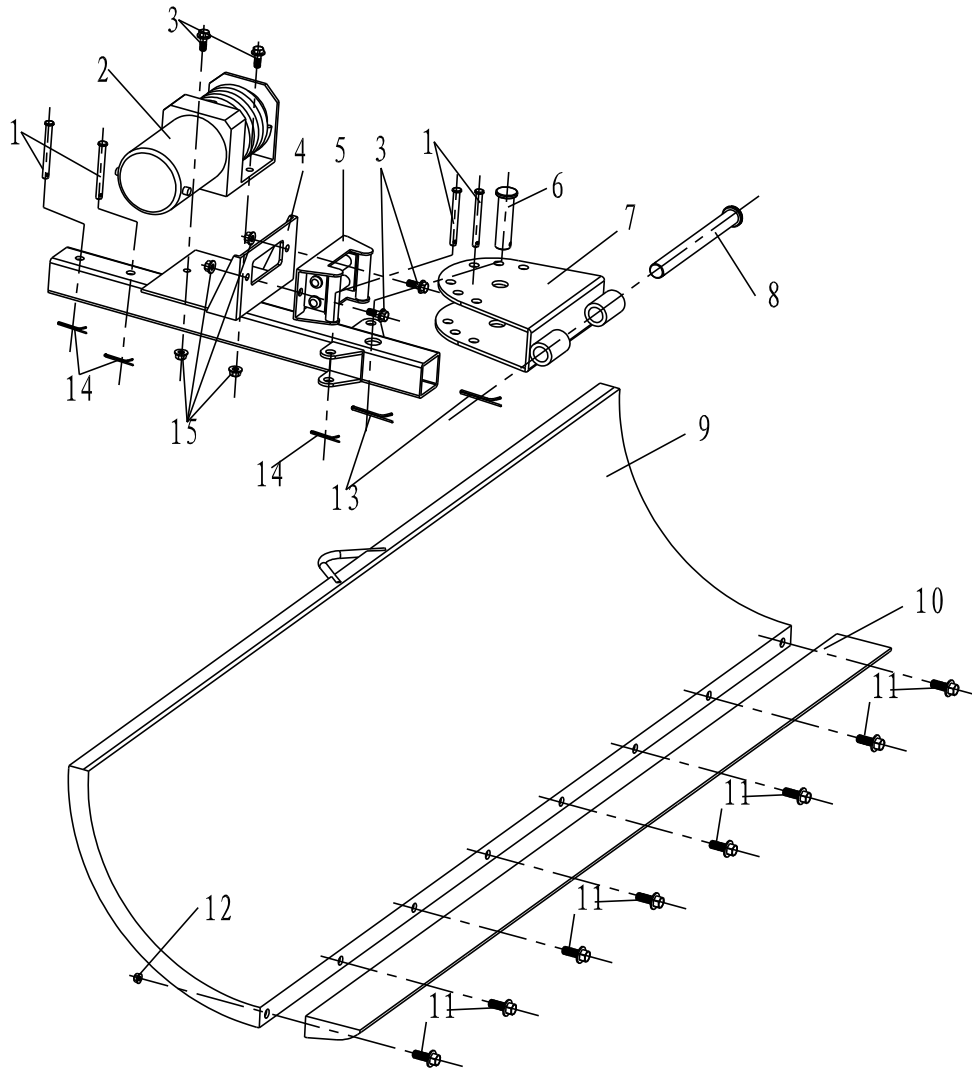
Ref	Part No.	Part Description	Qty	Comments
26	D1600.06.01.00.00	Spot light	4	
27	GB/T5787-1986	Flange bolt M6*35	6	
28	S650.09.05.00.03	Mount of windshield, upper	6	
29	S650.09.05.00.04	Mount of windshield, lower	6	
30	GB/T70.1-2000	Hex bolt M6*25	12	
31	S650.09.05.08.00	Right side bar	1	

### 37 Snow scraper (option)



Ref	Part No.	Part Description	Qty	Comments
1	GB/T882	Pivot pin 10*70	4	
2	S650.06.12.01.00	Electrical winch	1	
3	GB/T5787-1986	Flange bolt M8*25	4	
4	S650.09.06.03.00	Mounting of snow scraper	1	
5	S650.06.12.02.00	Wire cable guide	1	
6	GB/T882	Pivot pin 20*75	1	
7	S650.09.06.04.00	Redirector	1	
8	GB/T882	Pivot pin 20*210	1	

### 37 Snow scraper (option)



Ref	Part No.	Part Description	Qty	Comments
9	S650.09.06.01.00	Main snow scraper	1	
10	S650.09.06.02.00	Minor snow scraper	1	
11	GB/T5787-1986	Flange bolt M10*1.25*25	8	
12	GB/T6177.1-2000	Nut self-lock M10*1.25	8	
13	GB/T91-2000	Cotter pin Ø4*40	2	
14	GB/T91-2000	Cotter pin Ø3.2*30	4	
15	GB/T6177.1-2000	Nut self-lock 8	4	
16				
17				